

# Alpha-Beta Pruning: Algorithm and Analysis

Tsan-sheng Hsu

徐讚昇

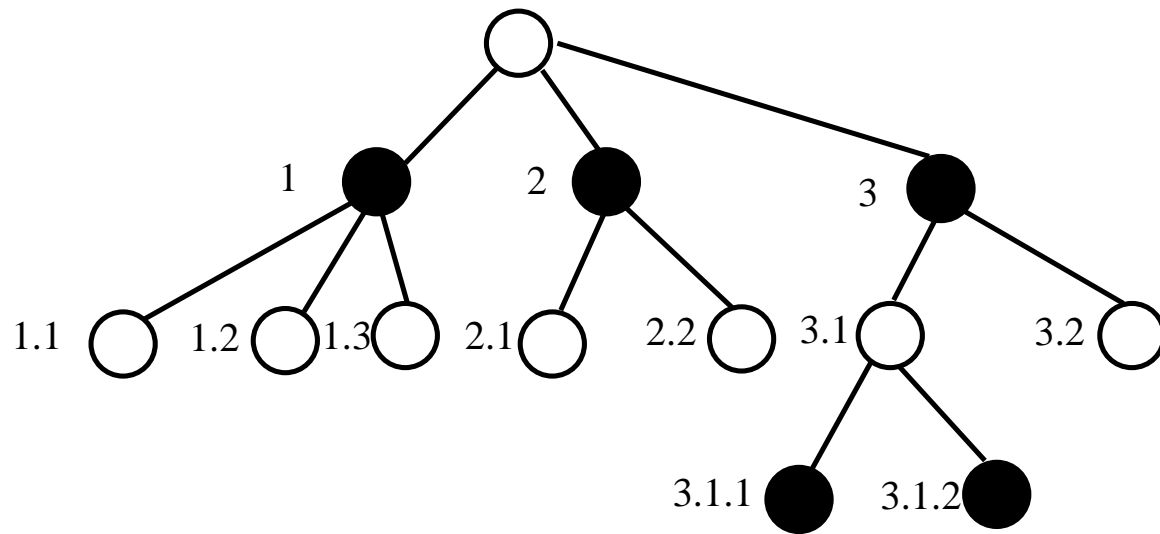
*tshsu@iis.sinica.edu.tw*

`http://www.iis.sinica.edu.tw/~tshsu`

# Introduction

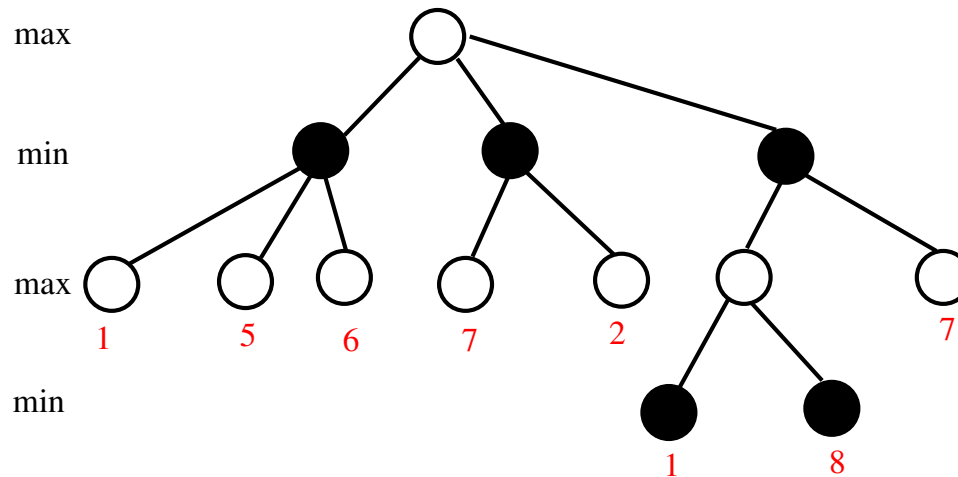
- Alpha-beta pruning is the standard searching procedure used for solving 2-person perfect-information zero sum games exactly.
- Definitions:
  - A *position*  $p$ .
  - The **value** of a position  $p$ ,  $f(p)$ , is a numerical value computed from evaluating  $p$ .
    - ▷ *Value is computed from the root player's point of view.*
    - ▷ *Positive values mean in favor of the root player.*
    - ▷ *Negative values mean in favor of the opponent.*
    - ▷ *Since it is a zero sum game, thus from the opponent's point of view, the value can be assigned  $-f(p)$ .*
  - A **terminal** position: a position whose value can be decided.
    - ▷ *A position where win/loss/draw can be concluded.*
    - ▷ *In practice, we encounter a position where some constraints, e.g., time limit and depth limit, are met.*
  - A position  $p$  has  $b$  legal moves  $p_1, p_2, \dots, p_b$ .

# Tree node numbering



- From the root, number a node in a search tree by a sequence of integers  $a_1.a_2.a_3.a_4 \dots$ 
  - Meaning from the root, you first take the  $a_1$ th branch, then the  $a_2$ th branch, and then the  $a_3$ th branch, and then the  $a_4$ th branch  $\dots$
  - The root is specified as an empty sequence.
  - The **depth** of a node is the length of the sequence of integers specifying it.
- This is called “**Dewey decimal system.**”

# Mini-max formulation



## ■ Mini-max formulation:

•

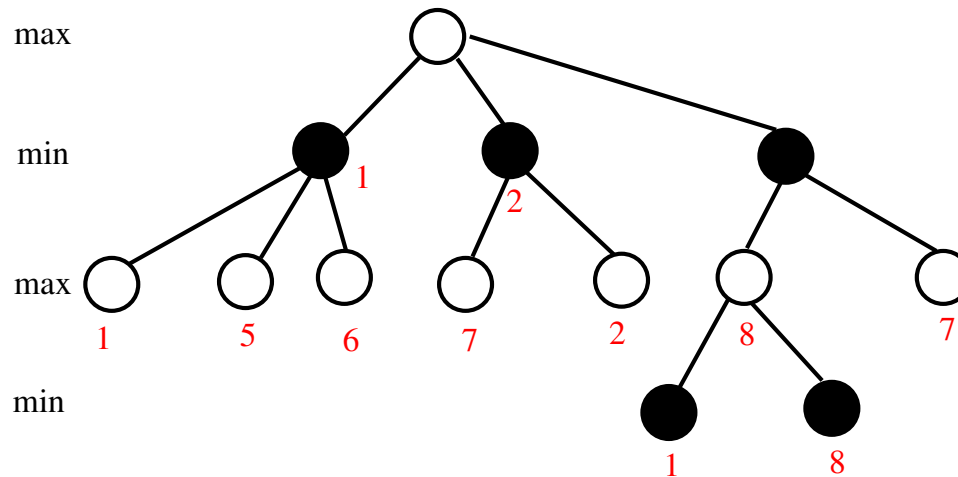
$$F'(p) = \begin{cases} f(p) & \text{if } b = 0 \\ \max\{G'(p_1), \dots, G'(p_b)\} & \text{if } b > 0 \end{cases}$$

•

$$G'(p) = \begin{cases} f(p) & \text{if } b = 0 \\ \min\{F'(p_1), \dots, F'(p_b)\} & \text{if } b > 0 \end{cases}$$

- **An indirect recursive formula with a bottom-up evaluation!**
- **Equivalent to AND-OR logic.**

# Mini-max formulation



## ■ Mini-max formulation:

•

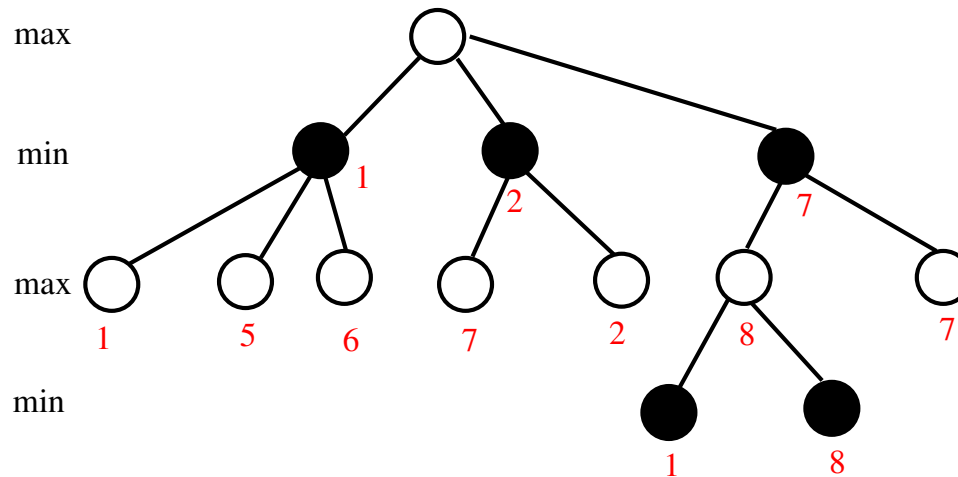
$$F'(p) = \begin{cases} f(p) & \text{if } b = 0 \\ \max\{G'(p_1), \dots, G'(p_b)\} & \text{if } b > 0 \end{cases}$$

•

$$G'(p) = \begin{cases} f(p) & \text{if } b = 0 \\ \min\{F'(p_1), \dots, F'(p_b)\} & \text{if } b > 0 \end{cases}$$

- **An indirect recursive formula with a bottom-up evaluation!**
- **Equivalent to AND-OR logic.**

# Mini-max formulation



## ■ Mini-max formulation:

•

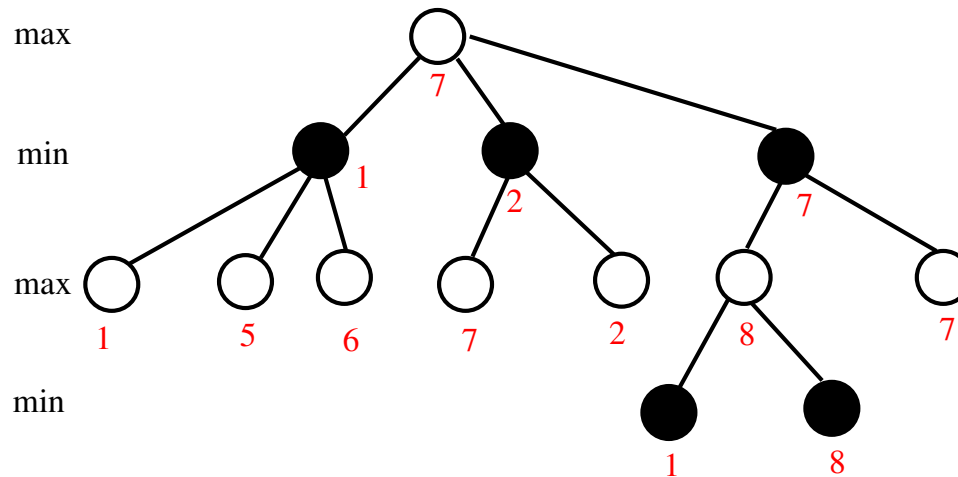
$$F'(p) = \begin{cases} f(p) & \text{if } b = 0 \\ \max\{G'(p_1), \dots, G'(p_b)\} & \text{if } b > 0 \end{cases}$$

•

$$G'(p) = \begin{cases} f(p) & \text{if } b = 0 \\ \min\{F'(p_1), \dots, F'(p_b)\} & \text{if } b > 0 \end{cases}$$

- **An indirect recursive formula with a bottom-up evaluation!**
- **Equivalent to AND-OR logic.**

# Mini-max formulation



## ■ Mini-max formulation:

•

$$F'(p) = \begin{cases} f(p) & \text{if } b = 0 \\ \max\{G'(p_1), \dots, G'(p_b)\} & \text{if } b > 0 \end{cases}$$

•

$$G'(p) = \begin{cases} f(p) & \text{if } b = 0 \\ \min\{F'(p_1), \dots, F'(p_b)\} & \text{if } b > 0 \end{cases}$$

- **An indirect recursive formula with a bottom-up evaluation!**
- **Equivalent to AND-OR logic.**

# Algorithm: Mini-max

- **Algorithm  $F'$ (position  $p$ ) // max node**
  - determine the successor positions  $p_1, \dots, p_b$
  - if  $b = 0$ , then return  $f(p)$  else begin
    - ▷  $m := -\infty$
    - ▷ for  $i := 1$  to  $b$  do
    - ▷  $t := G'(p_i)$
    - ▷ if  $t > m$  then  $m := t$  // find max value
  - end;
  - return  $m$
- **Algorithm  $G'$ (position  $p$ ) // min node**
  - determine the successor positions  $p_1, \dots, p_b$
  - if  $b = 0$ , then return  $f(p)$  else begin
    - ▷  $m := \infty$
    - ▷ for  $i := 1$  to  $b$  do
    - ▷  $t := F'(p_i)$
    - ▷ if  $t < m$  then  $m := t$  // find min value
  - end;
  - return  $m$



# Mini-max: comments

- A **brute-force** method to try all possibilities!
  - May visit a position many times.
- **Depth-first search**
  - Move ordering is according to order the successor positions are generated.
  - Bottom-up evaluation.
  - Post-ordering traversal.
- **Q:**
  - Iterative deepening?
  - BFS?
  - Other types of searching?

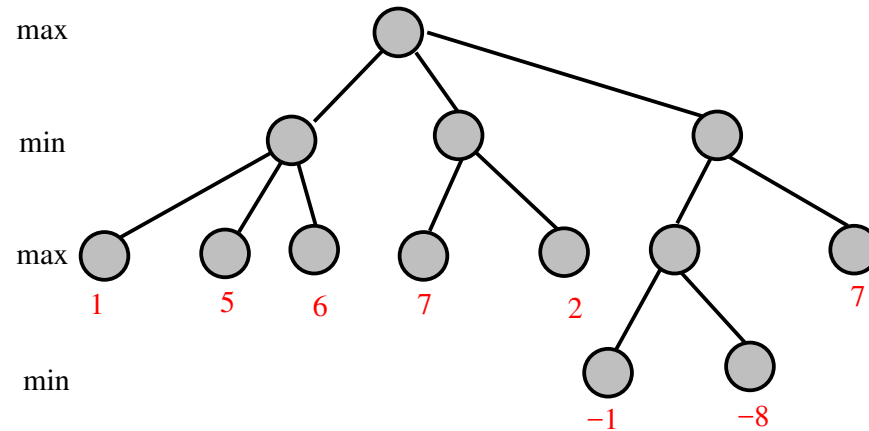
# Mini-max: revised (1/2)

- Search a max-node position  $p$  with a depth of  $depth$ .
- Algorithm  $F'$ (position  $p$ , integer  $depth$ ) // **max node**
  - determine the successor positions  $p_1, \dots, p_b$
  - if  $b = 0$  // **a terminal node**
    - or  $depth = 0$  // **remaining depth to search**
    - or time is running up // **from timing control**
    - or some other constraints are met // **add knowledge here**
  - then return  $f(p)$  // **current board value**
  - else begin
    - ▷  $m := -\infty$  // **initial value**
    - ▷ for  $i := 1$  to  $b$  do // **try each child**
    - ▷ begin
      - ▷  $t := G'(p_i, depth - 1)$
      - ▷ if  $t > m$  then  $m := t$  // **find max value**
    - ▷ end
  - end
  - return  $m$

# Mini-max: revised (2/2)

- Search a min-node position  $p$  with a depth of  $depth$ .
- Algorithm  $G'$ (position  $p$ , integer  $depth$ ) // **min node**
  - determine the successor positions  $p_1, \dots, p_b$
  - if  $b = 0$  // **a terminal node**
    - or  $depth = 0$  // **remaining depth to search**
    - or time is running up // **from timing control**
    - or some other constraints are met // **add knowledge here**then return  $f(p)$  // **current board value**
  - else begin
    - ▷  $m := \infty$  // **initial value**
    - ▷ for  $i := 1$  to  $b$  do // **try each child**
    - ▷ begin
      - ▷  $t := F'(p_i, depth - 1)$
      - ▷ if  $t < m$  then  $m := t$  // **find min value**
    - ▷ end
  - end
- return  $m$

# Nega-max formulation



- **Nega-max formulation:**

Let  $F(p)$  be the greatest possible value achievable from position  $p$  against the optimal defensive strategy.

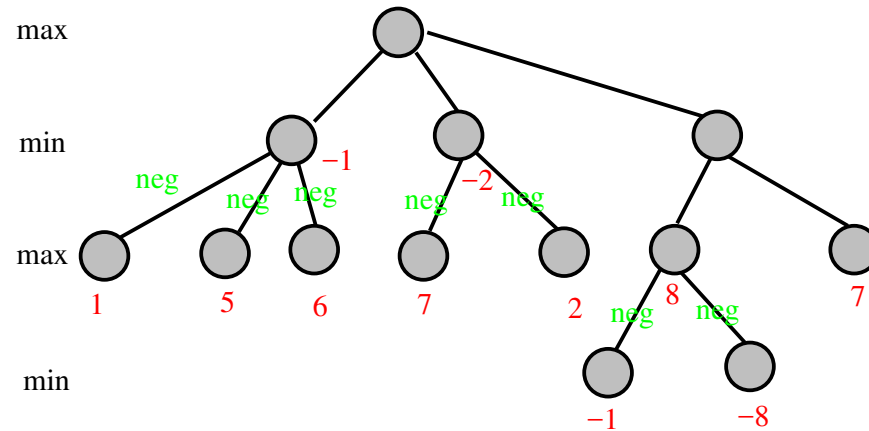
$$F(p) = \begin{cases} h(p) & \text{if } b = 0 \\ \max\{-F(p_1), \dots, -F(p_b)\} & \text{if } b > 0 \end{cases}$$



$$h(p) = \begin{cases} f(p) & \text{if depth of } p \text{ is 0 or even} \\ -f(p) & \text{if depth of } p \text{ is odd} \end{cases}$$

▷  $h(p)$  is the position's value from the point of view of the player of  $p$ .

# Nega-max formulation



## ■ Nega-max formulation:

Let  $F(p)$  be the greatest possible value achievable from position  $p$  against the optimal defensive strategy.

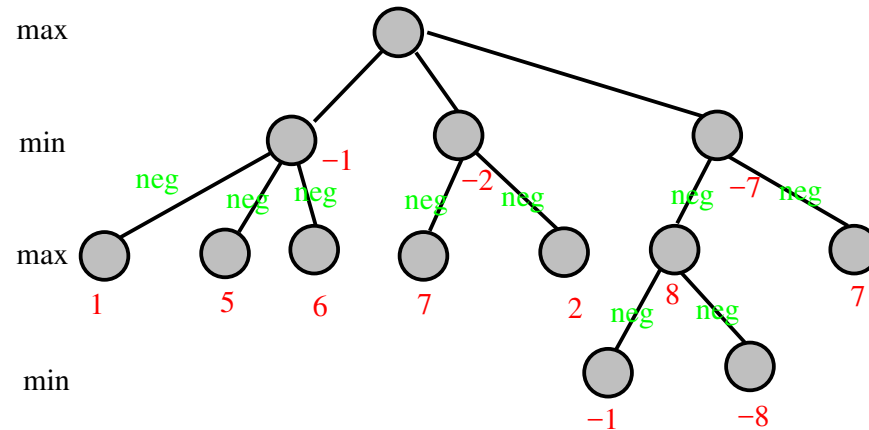
$$F(p) = \begin{cases} h(p) & \text{if } b = 0 \\ \max\{-F(p_1), \dots, -F(p_b)\} & \text{if } b > 0 \end{cases}$$



$$h(p) = \begin{cases} f(p) & \text{if depth of } p \text{ is 0 or even} \\ -f(p) & \text{if depth of } p \text{ is odd} \end{cases}$$

▷  $h(p)$  is the position's value from the point of view of the player of  $p$ .

# Nega-max formulation



- **Nega-max formulation:**

Let  $F(p)$  be the greatest possible value achievable from position  $p$  against the optimal defensive strategy.

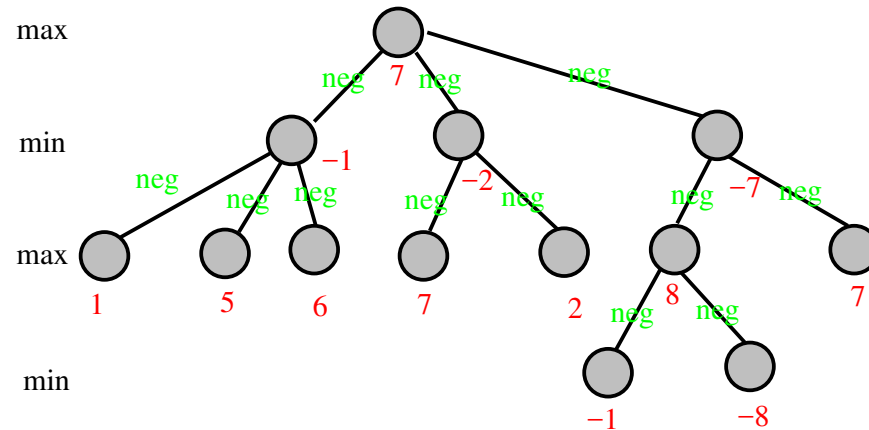
$$F(p) = \begin{cases} h(p) & \text{if } b = 0 \\ \max\{-F(p_1), \dots, -F(p_b)\} & \text{if } b > 0 \end{cases}$$



$$h(p) = \begin{cases} f(p) & \text{if depth of } p \text{ is 0 or even} \\ -f(p) & \text{if depth of } p \text{ is odd} \end{cases}$$

▷  $h(p)$  is the position's value from the point of view of the player of  $p$ .

# Nega-max formulation



- **Nega-max formulation:**

Let  $F(p)$  be the greatest possible value achievable from position  $p$  against the optimal defensive strategy.

$$F(p) = \begin{cases} h(p) & \text{if } b = 0 \\ \max\{-F(p_1), \dots, -F(p_b)\} & \text{if } b > 0 \end{cases}$$



$$h(p) = \begin{cases} f(p) & \text{if depth of } p \text{ is 0 or even} \\ -f(p) & \text{if depth of } p \text{ is odd} \end{cases}$$

▷  $h(p)$  is the position's value from the point of view of the player of  $p$ .

# Algorithm: Nega-max

- Algorithm  $F(\text{position } p, \text{integer } depth)$ 
  - determine the successor positions  $p_1, \dots, p_b$
  - if  $b = 0$  // a terminal node  
or  $depth = 0$  // remaining depth to search  
or time is running up // from timing control  
or some other constraints are met // add knowledge here
  - then return  $h(p)$  else
  - begin
    - ▷  $m := -\infty$
    - ▷ for  $i := 1$  to  $b$  do
    - ▷ begin
    - ▷  $t := -F(p_i, depth - 1)$  // recursive call, the returned value is negated
    - ▷ if  $t > m$  then  $m := t$  // always find a max value
    - ▷ end
  - end
  - return  $m$



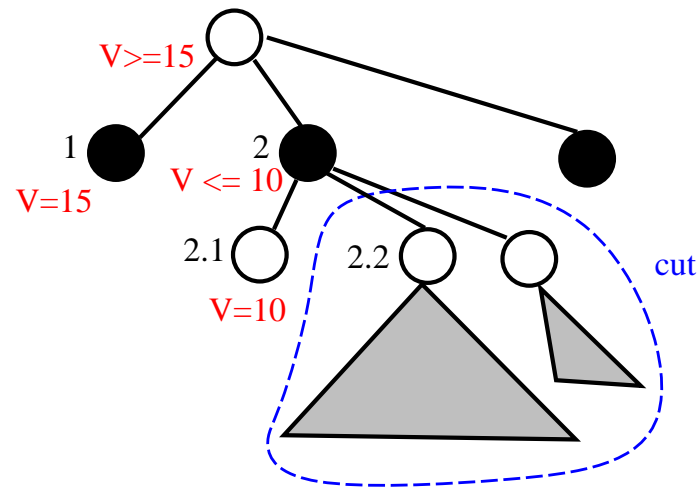
# Nega-max: comments

- **Another brute-force method to try all possibilities.**
  - **Use  $h(p)$  instead of  $f(p)$ .**
    - ▷ *Zero-sum game: if one player thinks a position  $p$  has a value of  $w$ , then the other player thinks it is  $-w$ .*
    - ▷  $\min\{x, y, z\} = -\max\{-x, -y, -z\}$ .
    - ▷  $\max\{x, y, z\} = -\min\{-x, -y, -z\}$ .
  - **Watch out the code in dealing with search termination conditions.**
    - ▷ *Leaf.*
    - ▷ *Reach a given searching depth.*
    - ▷ *Timing control.*
    - ▷ *Other constraints such as the score is good or bad enough.*
- **Notations:**
  - **$F'$  means the Mini-max version.**
    - ▷ *Need a  $G'$  companion.*
    - ▷ *Easy to explain.*
  - **$F$  means the Nega-max version.**
    - ▷ *Simpler code.*
    - ▷ *Maybe difficult to explain.*

# Intuition for improvements

- **Branch-and-bound:** using information you have so far to **cut** or **prune** branches.
  - A branch is cut means we do not need to search it anymore.
  - If you know for sure or almost sure the value of your result is more than  $x$  and the current search result for this branch **so far** can give you no more than  $x$ ,
    - ▷ *then there is no need to search this branch any further.*
- **Two types of approaches**
  - **Exact algorithms:** through mathematical proof, it is guaranteed that the branches pruned **won't** contain the solution.
    - ▷ *Alpha-beta pruning: reinvented by several researchers in the 1950's and 1960's.*
    - ▷ *Scout.*
    - ▷ *...*
  - **Approximated heuristics:** with a high probability that the solution won't be contained in the branches pruned.
    - ▷ *Obtain a good estimation on the remaining cost.*
    - ▷ *Cut a branch when it is in a very bad position and there is little hope to gain back the advantage.*

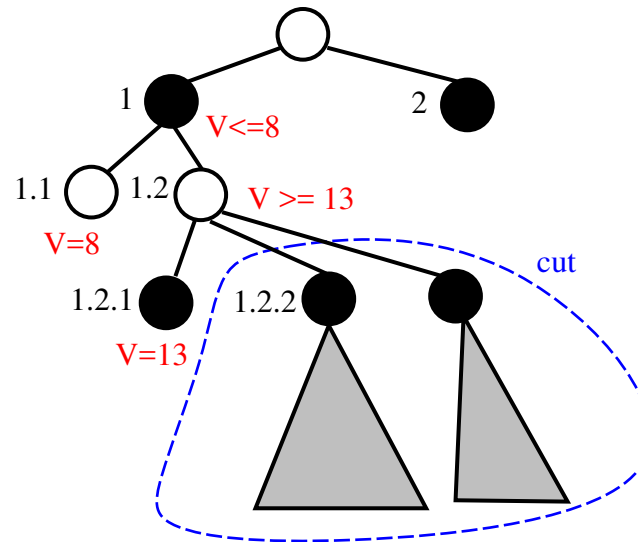
# Alpha cut-off



- On the **max** node which is the root:

- ▷ Assume you have finished exploring the branch at 1 and obtained the best value from it as bound.
- ▷ You now search the branch at 2 by first searching the branch at 2.1.
- ▷ Assume branch at 2.1 returns a value that is  $\leq$  bound.
- ▷ Then no need to evaluate the branch at 2.2 and all later branches of 2, if any, at all.
- ▷ The best possible value for the branch at 2 must be  $\leq$  bound.
- ▷ Hence we should take value returned from the branch at 1 as the best possible solution.

# Beta cut-off



- On the **min** node 1:

- ▷ Assume you have finished exploring the branch at 1.1 and obtained the best value from it as bound.
- ▷ You now search the branch at 1.2 by first exploring the branch at 1.2.1.
- ▷ Assume the branch at 1.2.1 returns a value that is  $\geq$  bound.
- ▷ Then no need to evaluate the branch at 1.2.2 and all later branches of 1.2, if any, at all.
- ▷ The best possible value for the branch at 1.2 is  $\geq$  bound.
- ▷ Hence we should take value returned from the branch at 1.1 as the best possible solution.

# Deep alpha cut-off

## ■ For alpha cut-off:

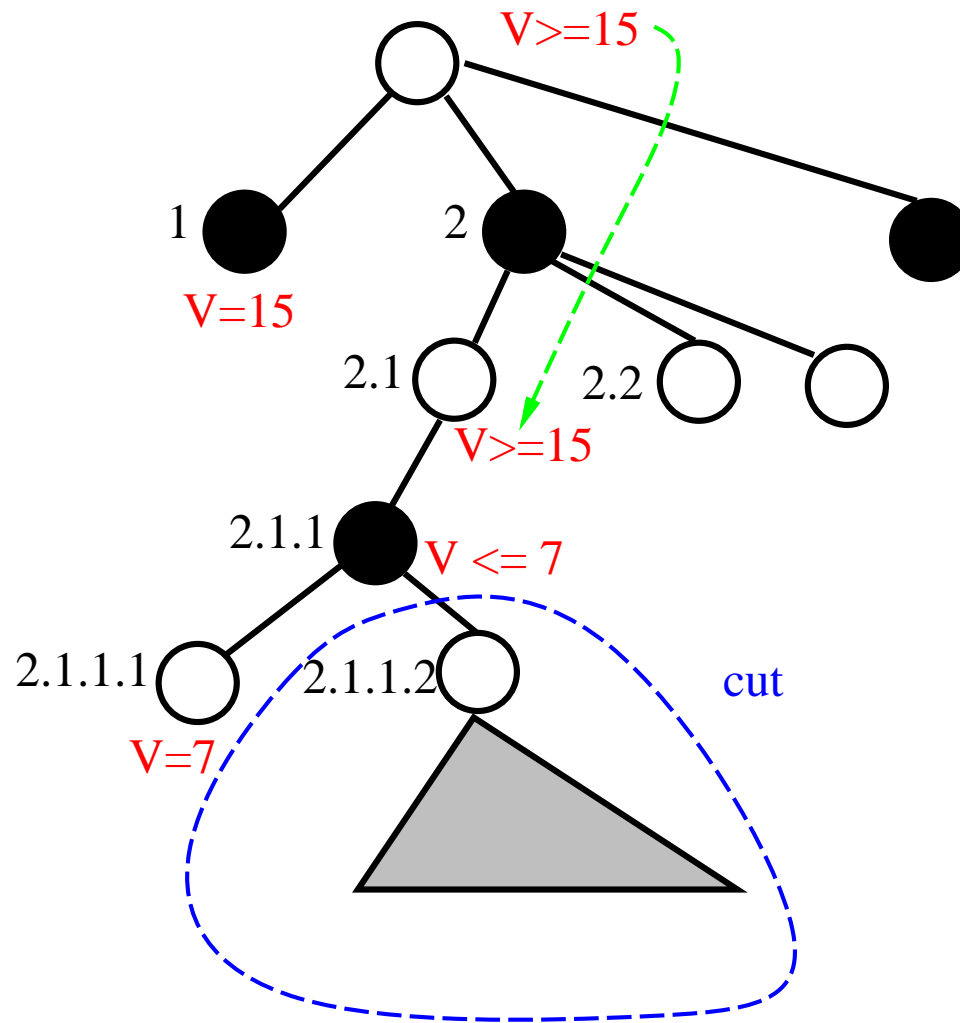
- ▷ For a min node  $u$ , a branch of its ancestor (e.g., an elder brother of its parent) produces a lower bound  $V_l$ .
- ▷ The first branch of  $u$  produces an upper bound  $V_u$  for  $v$ .
- ▷ If  $V_l \geq V_u$ , then there is no need to evaluate the second branch and all later branches, of  $u$ .

## ■ Deep alpha cut-off:

- ▷ *DEF:* For a node  $u$  in a tree and a positive integer  $g$ ,  $\text{Ancestor}(g, u)$  is the direct ancestor of  $u$  by tracing the parent's link  $g$  times.
- ▷ When the lower bound  $V_l$  is produced at and propagated from  $u$ 's great grand parent, i.e.,  $\text{Ancestor}(3, u)$ , or any  $\text{Ancestor}(2i + 1, u)$ ,  $i \geq 1$ .
- ▷ When an upper bound  $V_u$  is returned from the a branch of  $u$  and  $V_l \geq V_u$ , then there is no need to evaluate all later branches of  $u$ .

## ■ We can find similar properties for **deep beta cut-off**.

# Illustration — Deep alpha cut-off



# Ideas for refinements

- During searching, maintain two values  $\alpha$  and  $\beta$  so that
  - $\alpha$  is the current lower bound of the possible returned value;
    - ▷ This means to say you know a way to achieve the value  $\alpha$ .
  - $\beta$  is the current upper bound of the possible returned value.
    - ▷ This means to say your opponent knows a way to achieve a value of  $\beta$ .
  - If  $\alpha = \beta$ , then we have found the solution.
- If during searching, we know for sure  $\alpha > \beta$ , then there is no need to search any more in this branch.
  - The returned value cannot be in this branch.
  - Backtrack until it is the case  $\alpha \leq \beta$ .
- The two values  $\alpha$  and  $\beta$  are called the ranges of the **current search window**.
  - These values are dynamic.
  - Initially,  $\alpha$  is  $-\infty$  and  $\beta$  is  $\infty$ .

# Alpha-beta pruning algorithm: Mini-Max

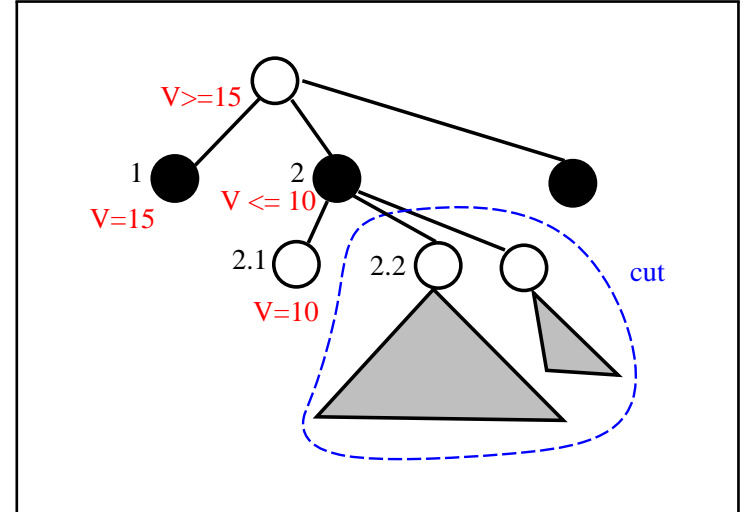
- **Algorithm  $F1'$ (position  $p$ , value  $alpha$ , value  $beta$ ) // max node**
  - determine the successor positions  $p_1, \dots, p_b$
  - if  $b = 0$ , then return  $f(p)$  else begin
    - ▷  $m := alpha$
    - ▷ for  $i := 1$  to  $b$  do
      - ▷  $t := G1'(p_i, m, beta)$
      - ▷ if  $t > m$  then  $m := t$  // improve the current best value
      - ▷ if  $m \geq beta$  then return( $beta$ ) // beta cut off
  - end; return  $m$
- **Algorithm  $G1'$ (position  $p$ , value  $alpha$ , value  $beta$ ) // min node**
  - determine the successor positions  $p_1, \dots, p_b$
  - if  $b = 0$ , then return  $f(p)$  else begin
    - ▷  $m := beta$
    - ▷ for  $i := 1$  to  $b$  do
      - ▷  $t := F1'(p_i, alpha, m)$
      - ▷ if  $t < m$  then  $m := t$
      - ▷ if  $m \leq alpha$  then return( $alpha$ ) // alpha cut off
  - end; return  $m$



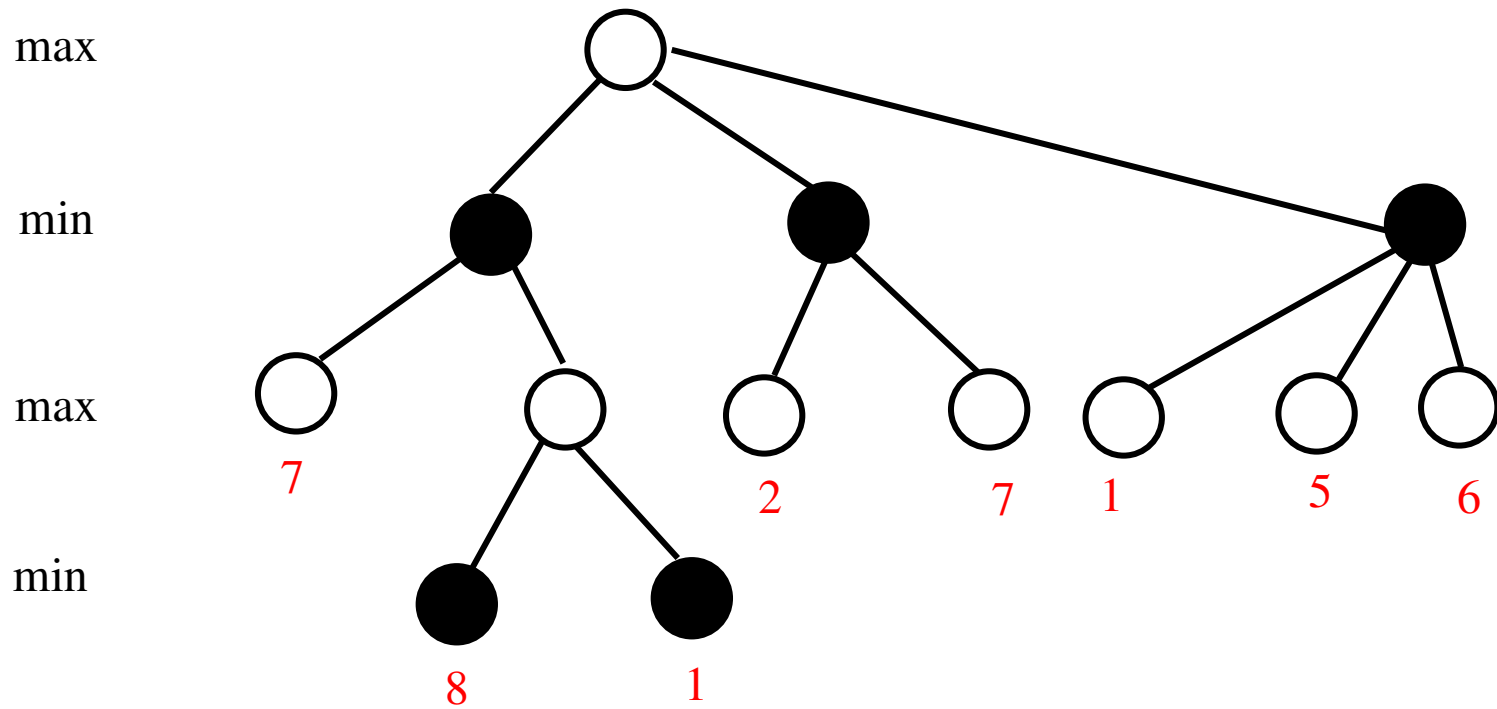
# Example

Initial call:  $F1'(\text{root}, -\infty, \infty)$

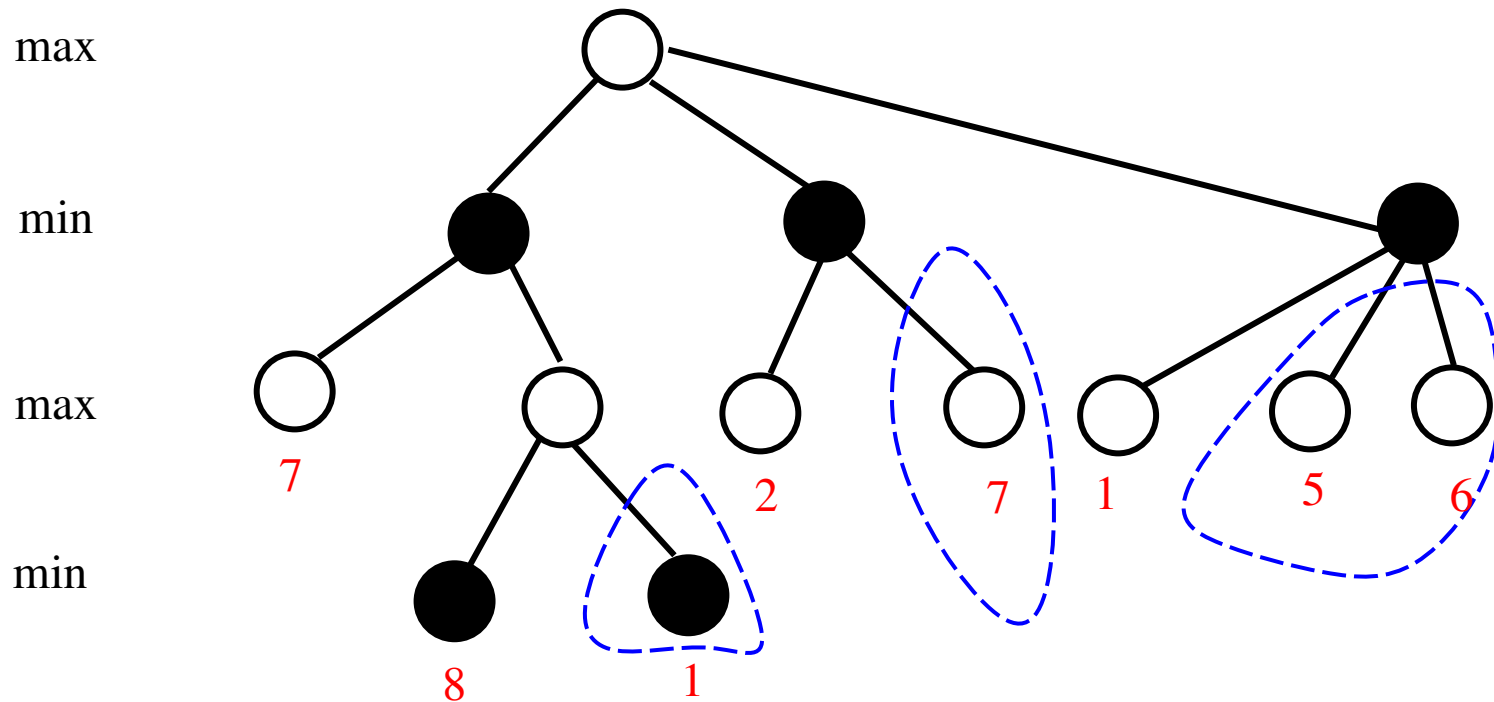
- $m = -\infty$
- **call  $G1'(\text{node 1}, -\infty, \infty)$** 
  - ▷ *it is a terminal node*
  - ▷ *return value 15*
- $t = 15$ ;
  - ▷ *since  $t > m$ ,  $m$  is now 15*
- **call  $G1'(\text{node 2}, 15, \infty)$** 
  - ▷ *call  $F1'(\text{node 2.1}, 15, \infty)$*
  - ▷ *it is a terminal node; return 10*
  - ▷  $t = 10$ ; *since  $t < \infty$ ,  $m$  is now 10*
  - ▷ *alpha is 15,  $m$  is 10, so we have an alpha cut off,*
  - ▷ *no need to call  $F1'(\text{node 2.2}, 15, 10)$*
  - ▷ **return 15**
  - ▷ ...



# A complete example



# A complete example

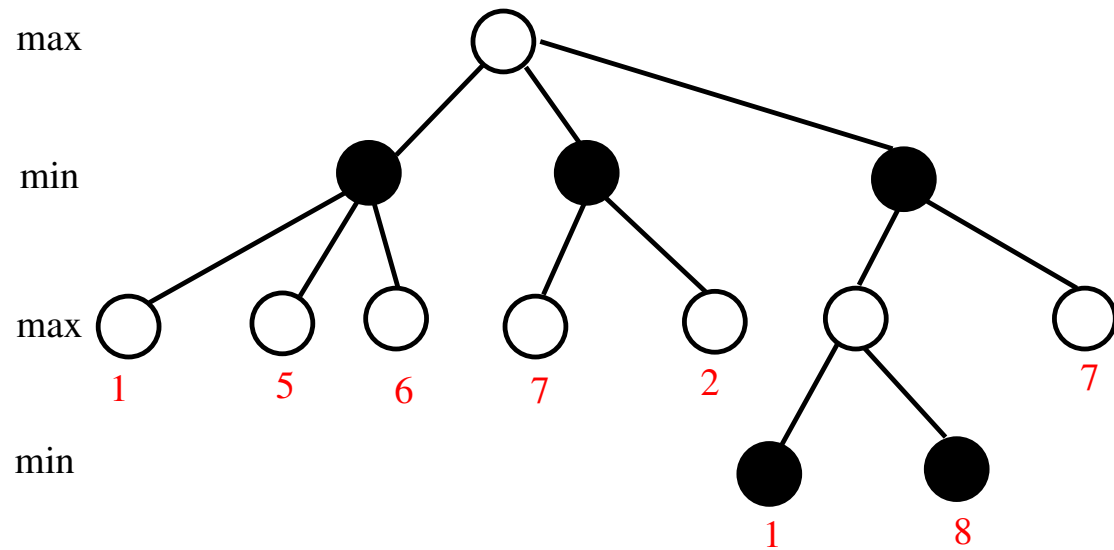
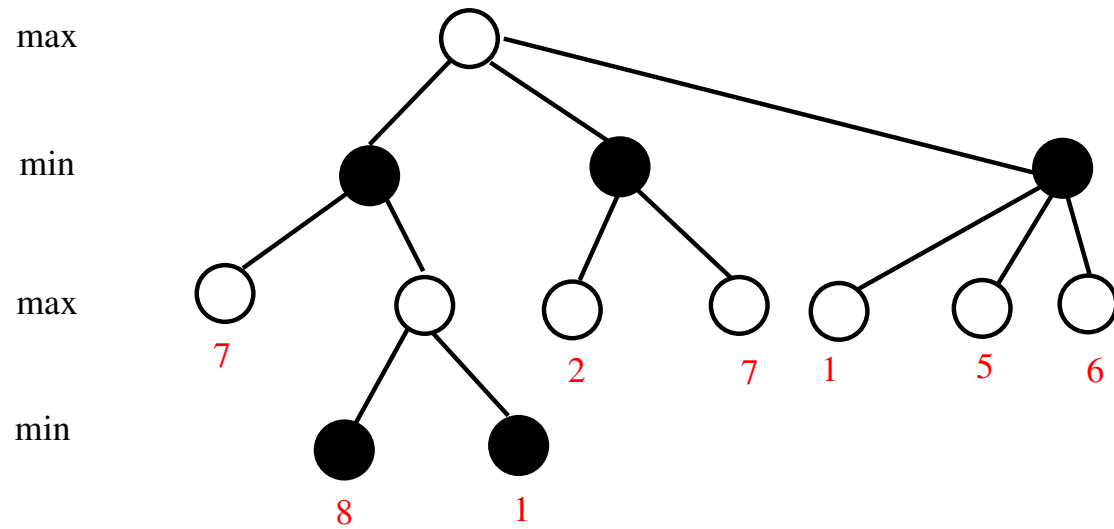


- The solution is the same with or without the cut.

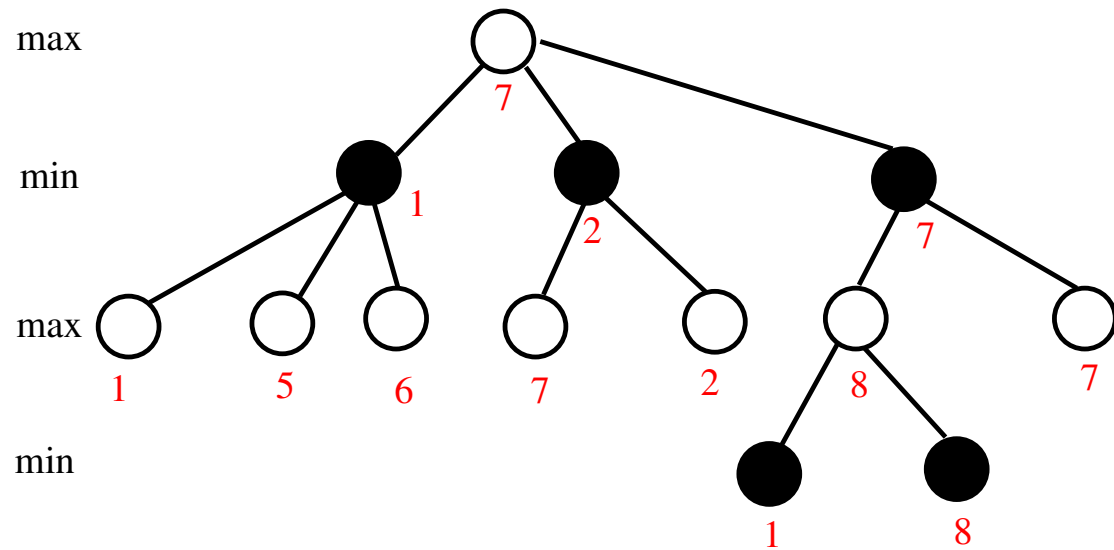
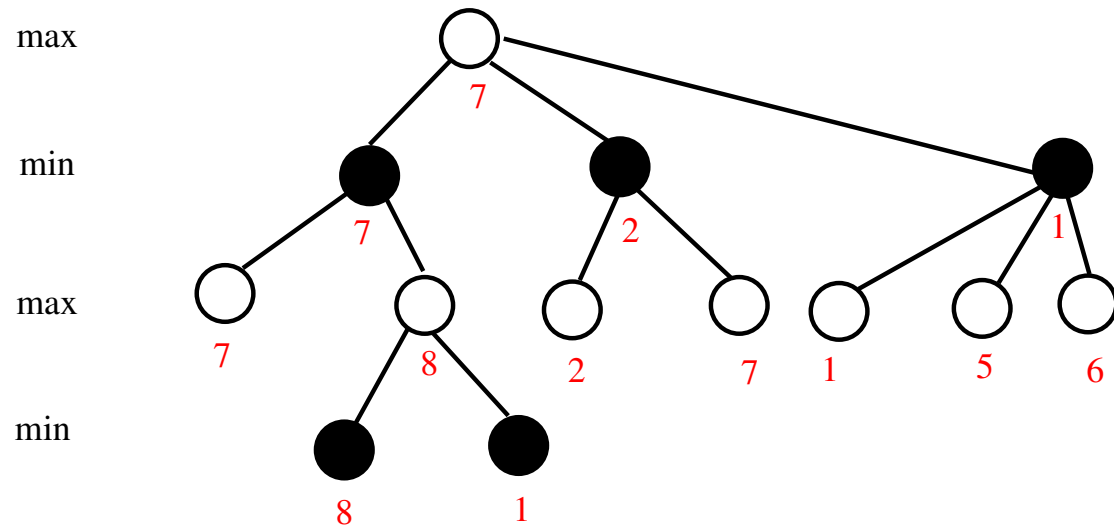
# Alpha-beta pruning algorithm: Nega-max

- Algorithm  $F1(\text{position } p, \text{value } \alpha, \text{value } \beta, \text{integer } \text{depth})$ 
  - determine the successor positions  $p_1, \dots, p_b$
  - if  $b = 0$  // a terminal node  
or  $\text{depth} = 0$  // remaining depth to search  
or time is running up // from timing control  
or some other constraints are met // add knowledge here
  - then return  $h(p)$  else
  - begin
    - ▷  $m := \alpha$
    - ▷ for  $i := 1$  to  $b$  do
    - ▷ begin
    - ▷  $t := -F1(p_i, -\beta, -m, \text{depth} - 1)$
    - ▷ if  $t > m$  then  $m := t$
    - ▷ if  $m \geq \beta$  then return( $\beta$ ) // cut off
    - ▷ end
  - end
  - return  $m$

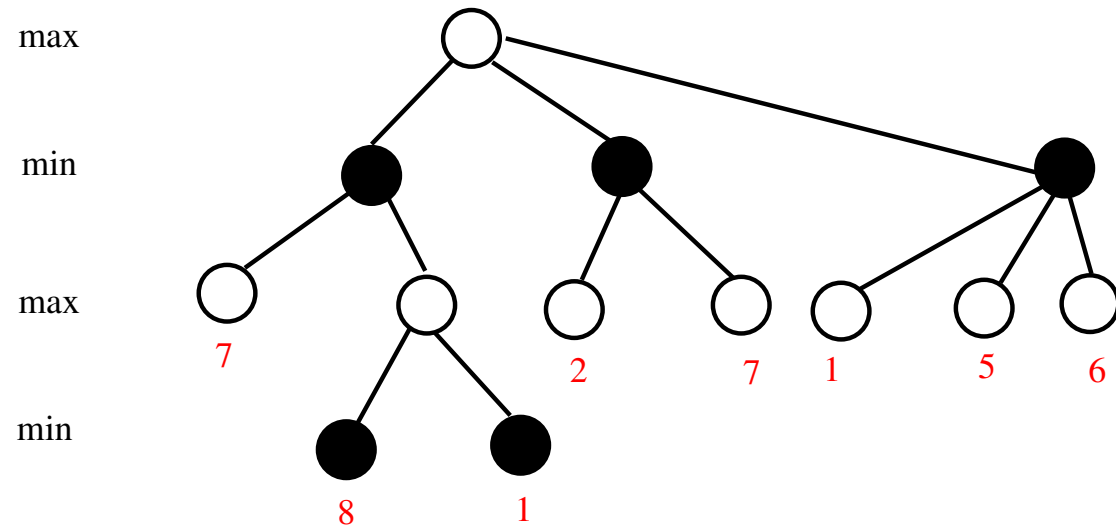
# Examples (1/4)



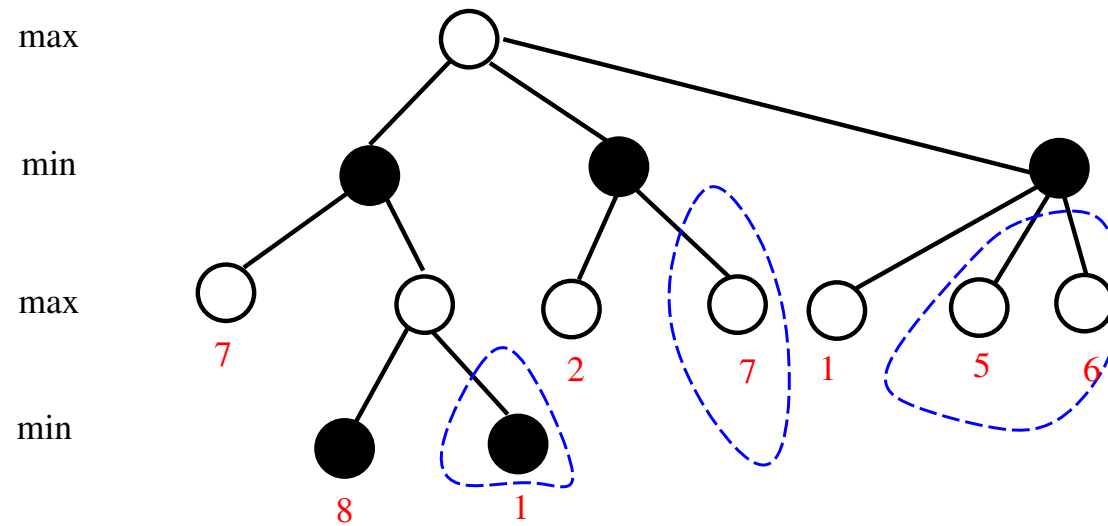
# Examples (2/4)



# Examples (3/4)

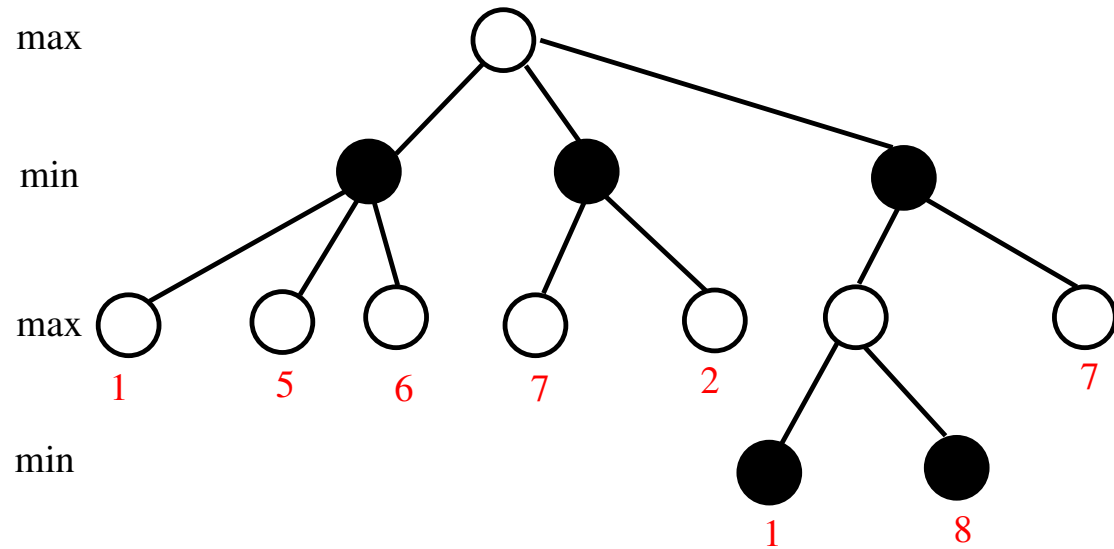
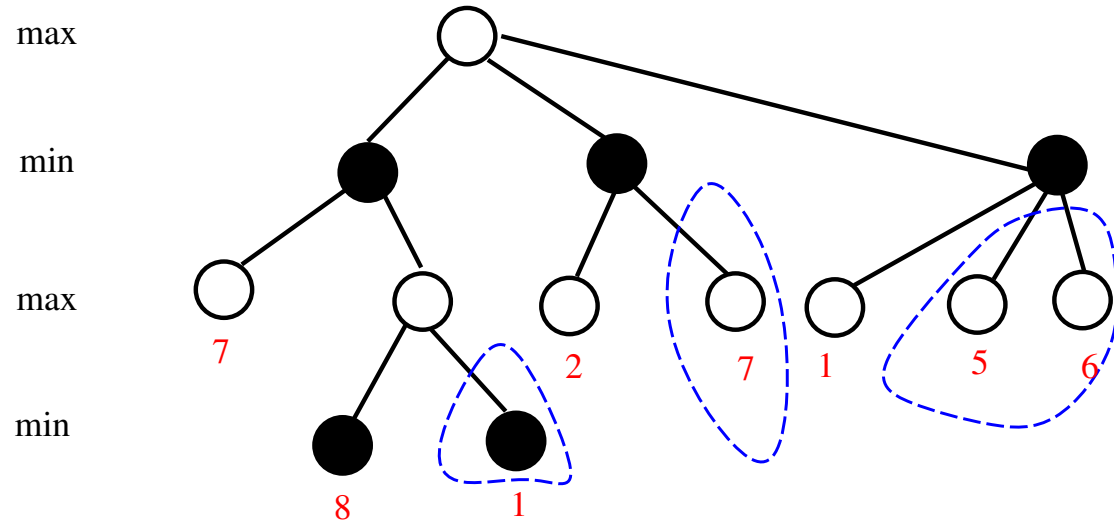


# Examples (3/4)





# Examples (4/4)



# Lessons from the previous examples

- It looks like for the same tree, **different move orderings** give very different cut branches.
- It looks like **if a node can evaluate a child with the best possible outcome earlier**, then it has a chance to cut earlier.
  - For a min node, this means **to search the child branch that gives the lowest value first**.
  - For a max node, this means **to search the child branch that gives the highest value first**.
- **Comments:**
  - Watch out **the returned value** when alpha or beta cut-off happens.
    - ▷ *It is the value of one of the current window bound, obtained in other branches, not the one in the current branch.*
  - It is impossible to always know which the best branch is; otherwise we do not have to do a brute-force search.
  - Q: In the best case scenario, how many nodes can be cut?

# Analysis of a possible best case

## ■ Definitions:

- A path in a search tree is a sequence of numbers indicating the branches selected in each level using the Dewey decimal system.
- A position is denoted as a path  $a_1.a_2.\dots.a_\ell$  from the root.
- A position  $a_1.a_2.\dots.a_\ell$  is **critical** if
  - ▷  $a_i = 1$  for all even values of  $i$  or
  - ▷  $a_i = 1$  for all odd values of  $i$ .
- Note: as a special case, the root is critical.
- Examples:
  - ▷ *2.1.4.1.2, 1.3.1.5.1.2, 1.1.1.2.1.1.1.3 and 1.1 are critical*
  - ▷ *1.2.1.1.2 is not critical*
- The number of 1's in a path has little to do with whether it is critical or not.

## ■ Q: Why does the root need to be critical?

# Perfect-ordering tree

- **A perfect-ordering tree:**

$$F(a_1 \cdots a_\ell) = \begin{cases} h(a_1 \cdots a_\ell) & \text{if } a_1 \cdots a_\ell \text{ is a terminal} \\ -F(a_1 \cdots a_\ell.1) & \text{otherwise} \end{cases}$$

- **The first successor of every non-terminal position gives the best possible value.**

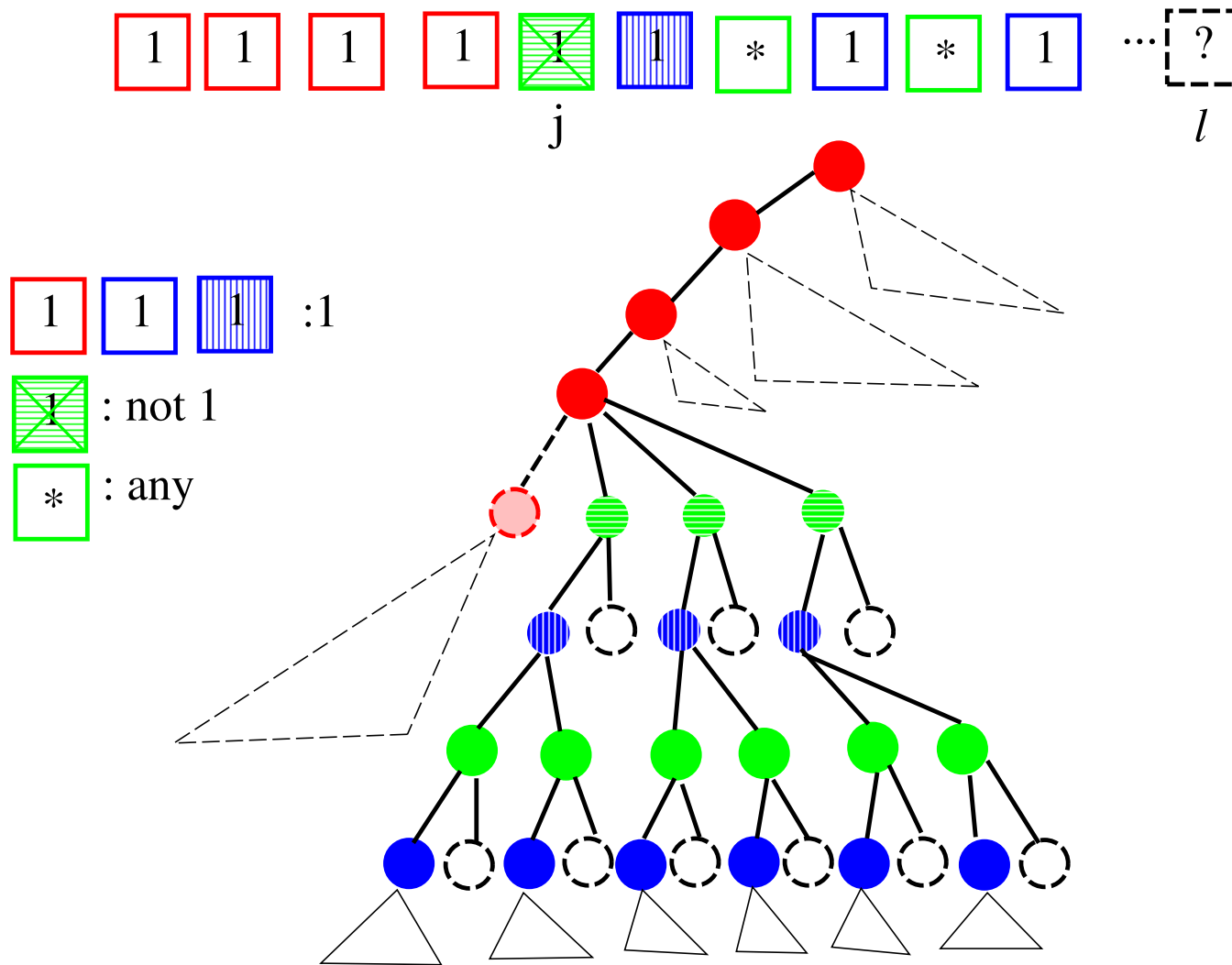
# Theorem 1

- Theorem 1:  $F1$  examines precisely the critical positions of a perfect-ordering tree.
- Proof sketch:
  - Classify the critical positions, a.k.a. nodes, into different types.
    - ▷ *You must evaluate the first branch from the root to the bottom.*
    - ▷ *Alpha cut off happens at odd-depth nodes as soon as the first branch of this node is evaluated.*
    - ▷ *Beta cut off happens at even-depth nodes as soon as the first branch of this node is evaluated.*
  - For nodes of the same type, associate them with pruning of same characteristics occurred.

# Types of nodes

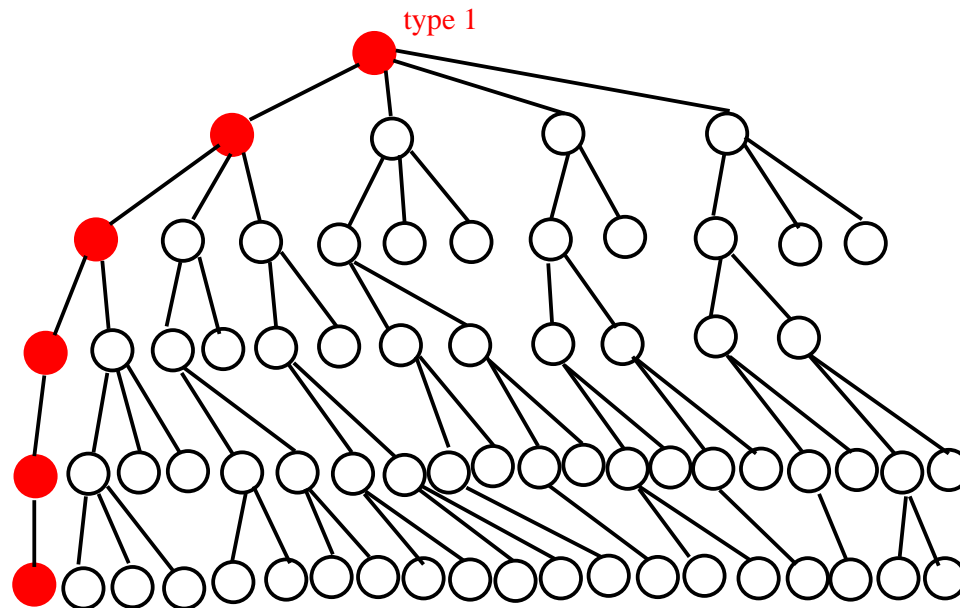
- Classification of critical positions  $a_1.a_2.\dots.a_j.\dots.a_\ell$  where  $j$  is the **least** index, if exists, such that  $a_j \neq 1$  and  $\ell$  is the last index.
  - $j$  is the **anchor** in the analysis.
  - DEF: let  $IS1(a_i)$  be a boolean function so that it is 0 if it is not the value 1 and it is 1 if it is.
    - ▷ We call this **IS1 parity** of a number.
  - If  $j$  exists and  $\ell > j$ , then
    - ▷  $a_{j+1} = 1$  because this position is critical and thus the IS1 parities of  $a_j$  and  $a_{j+1}$  are different.
  - Since this position is critical, if  $a_j \neq 1$ , then  $a_h = 1$  for any  $h$  such that  $h - j$  is odd.
- We now classify critical nodes into three types.
  - Nodes of the same type share some common properties.

# Illustration — critical nodes



# Type 1 nodes

- type 1: the root, or a node with all the  $a_i$  are 1;
  - This means  $j$  does not exist.
  - Nodes on the leftmost branch.
  - **The leftmost child of a type 1 node except the root.**
- In a DFS-like searching, type 1 nodes are examined first.





# Type 2 nodes

- Classification of critical positions  $a_1.a_2.\dots.a_j.\dots.a_\ell$  where  $j$  is the least index such that  $a_j \neq 1$  and  $\ell$  is the last index.
- **The anchor  $j$  exists.**
- **Type 2:  $\ell - j$  is zero or even;**
  - **type 2.1:  $\ell - j = 0$  which means  $\ell = j$ .**
    - ▷ *It is in the form of 1.1.1....1.1.1. $a_\ell$  and  $a_\ell \neq 1$ .*
    - ▷ *The non-leftmost children of a type 1 node.*
  - **type 2.2:  $\ell - j > 0$  and is even.**
    - ▷ *It is in the form of 1.1....1.1. $a_j$ .1. $a_{j+2}$ ....1. $a_{\ell-2}$ .1. $a_\ell$ .*
    - ▷ *Note, we have already defined 1.1....1.1. $a_j$ .1. $a_{j+2}$ ....1. $a_{\ell-2}$ .1 to be a type 3 node.*
    - ▷ *All of the children of a type 3 node.*
- **Q:**
  - Can  $a_\ell$  be 1 or non-1 for a type 2 node?
  - Can  $a_\ell$  be 1 or non-1 for a type 2.1 node?
  - Can  $a_\ell$  be 1 or non-1 for a type 2.2 node?

# Type 3 nodes

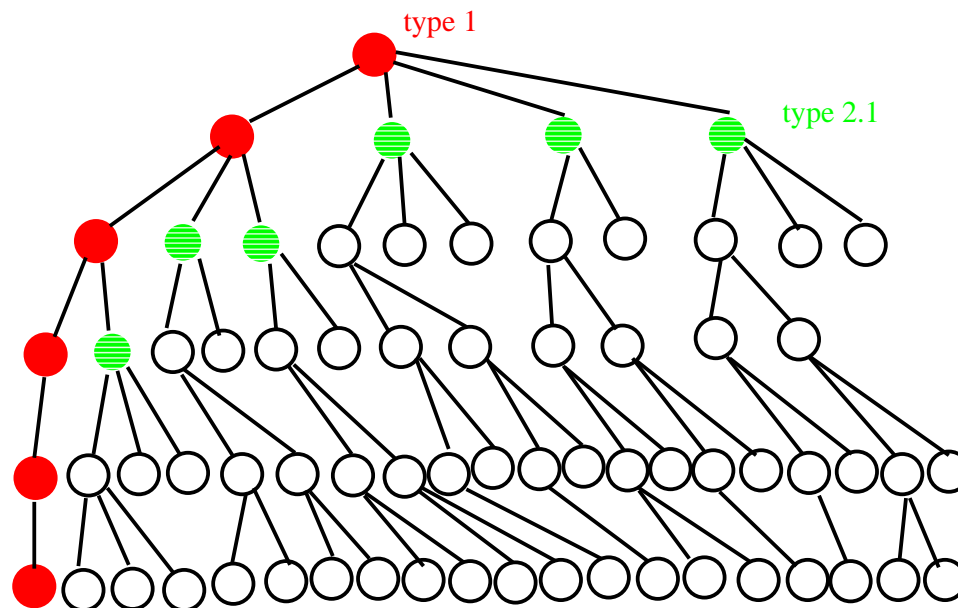
- **Classification of critical positions**  $a_1.a_2.\dots.a_j.\dots.a_\ell$  where  $j$  is the least index such that  $a_j \neq 1$  and  $\ell$  is the last index.
- **The anchor  $j$  exists.**
- **Type 3:  $\ell - j$  is odd;**
  - $a_j \neq 1$  and  $\ell - j$  is odd
    - ▷ *Since this position is critical, the IS1 parities of  $a_j$  and  $a_\ell$  are different.*
      - $\implies a_\ell = 1$
      - $\implies a_{j+1} = 1$
  - It is in the form of
    - ▷  $1.1.\dots.1.a_j.1.a_{j+2}.1.\dots.1.a_{\ell-1}.1.$
  - The leftmost child of a **type 2 node**.
  - **type 3.1:  $\ell - j = 1$ .**
    - ▷ *It is of the form  $1.1.\dots.1.a_j.1$*
    - ▷ *The leftmost child of a type 2.1 node.*
  - **type 3.2:  $\ell - j > 1$ .**
    - ▷ *It is of the form  $1.1.\dots.1.a_j.1.a_{j+2}.1.\dots.1.a_{\ell-1}.1$*
    - ▷ *The leftmost child of a type 2.2 node.*
- **Q: Can  $a_\ell$  be 1 or non-1 for a type 3 node?**

# Comments

- Nodes of the same type have common properties.
- These properties can be used in solving other problems.
  - Example: Efficient parallelization of alpha-beta based searching algorithms.
- Main techniques used:
  - For each non-1 number, any number appeared later and is odd distance away must be 1.
    - ▷ *You cannot have two consecutive non-1 numbers in the ID of a critical node.*

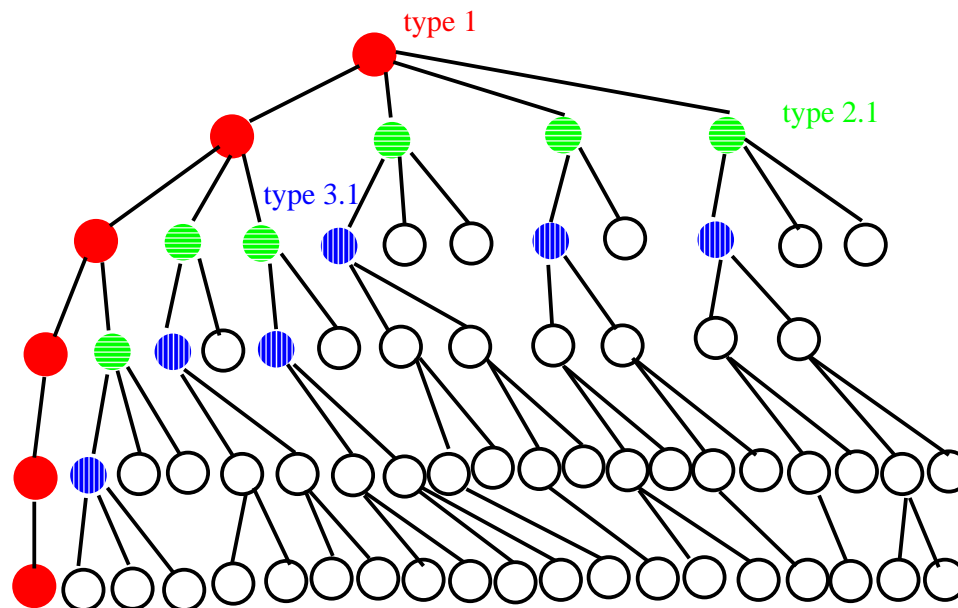
# Type 2.1 nodes

- Classification of critical positions  $a_1.a_2.\dots.a_j.\dots.a_\ell$  where  $j$  is the least index such that  $a_j \neq 1$  and  $\ell$  is the last index.
- type 2:  $\ell - j$  is zero or even;
  - type 2.1:  $\ell - j = 0$ .
    - ▷ Then  $\ell = j$ .
    - ▷ It is in the form of 1.1.1....1.1.1. $a_\ell$  and  $a_\ell \neq 1$ .
    - ▷ The non-leftmost children of a type 1 node.



# Type 3.1 nodes

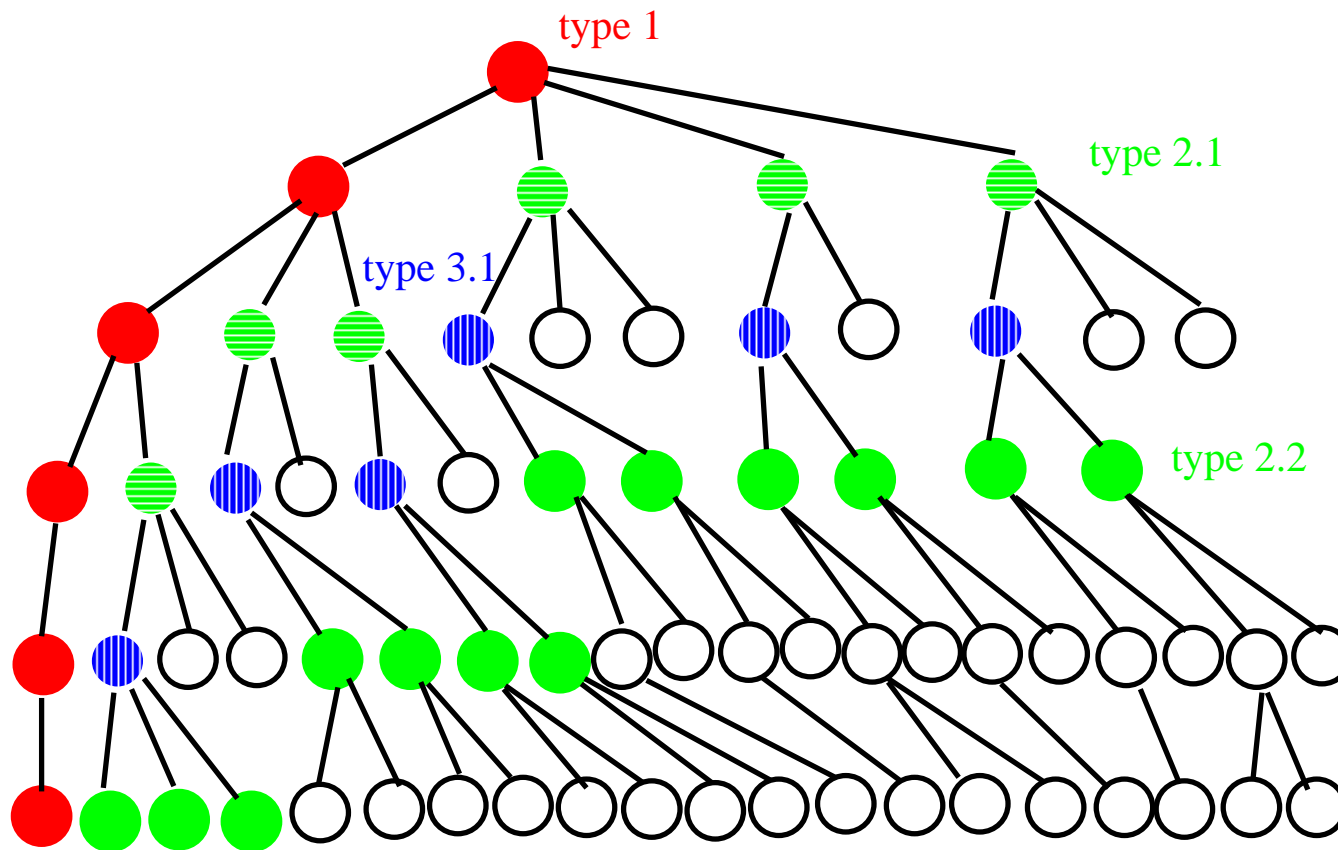
- Classification of critical positions  $a_1.a_2.\dots.a_j.\dots.a_\ell$  where  $j$  is the least index such that  $a_j \neq 1$  and  $\ell$  is the last index.
- type 3:  $\ell - j$  is odd;
  - type 3.1:  $\ell - j = 1$ .
    - ▷ It is of the form 1.1.⋯.1.a<sub>j</sub>.1 and  $a_\ell \neq 1$ .
    - ▷ The leftmost child of a type 2.1 node.



# Type 2.2 nodes

- **Classification of critical positions**  $a_1.a_2.\dots.a_j.\dots.a_\ell$  where  $j$  is the least index such that  $a_j \neq 1$  and  $\ell$  is the last index.
- **type 2:**  $\ell - j$  is zero or even;
  - **type 2.2:**  $\ell - j > 0$  and is even.
    - ▷ *The IS1 parties of  $a_j$  and  $a_{j+1}$  are different.*  
 $\implies$  *Since  $a_j \neq 1$ ,  $a_{j+1} = 1$ .*
    - ▷  *$(\ell - 1) - j$  is odd:*  
 $\implies$  *The IS1 parties of  $a_{\ell-1}$  and  $a_j$  are different.*  
 $\implies$  *Since  $a_j \neq 1$ ,  $a_{\ell-1} = 1$ .*
    - ▷ *It is in the form of  $\underline{1.1.\dots.1.1.a_j.1.a_{j+2}.\dots.a_{\ell-2}.1.a_\ell}$ .*
    - ▷ *Note, we will show  $1.1.\dots.1.1.a_j.1.a_{j+2}.\dots.a_{\ell-2}.1$  is a type 3 node later.*
    - ▷ *All of the children of a type 3 node.*

# Illustration: Type 2.2 nodes

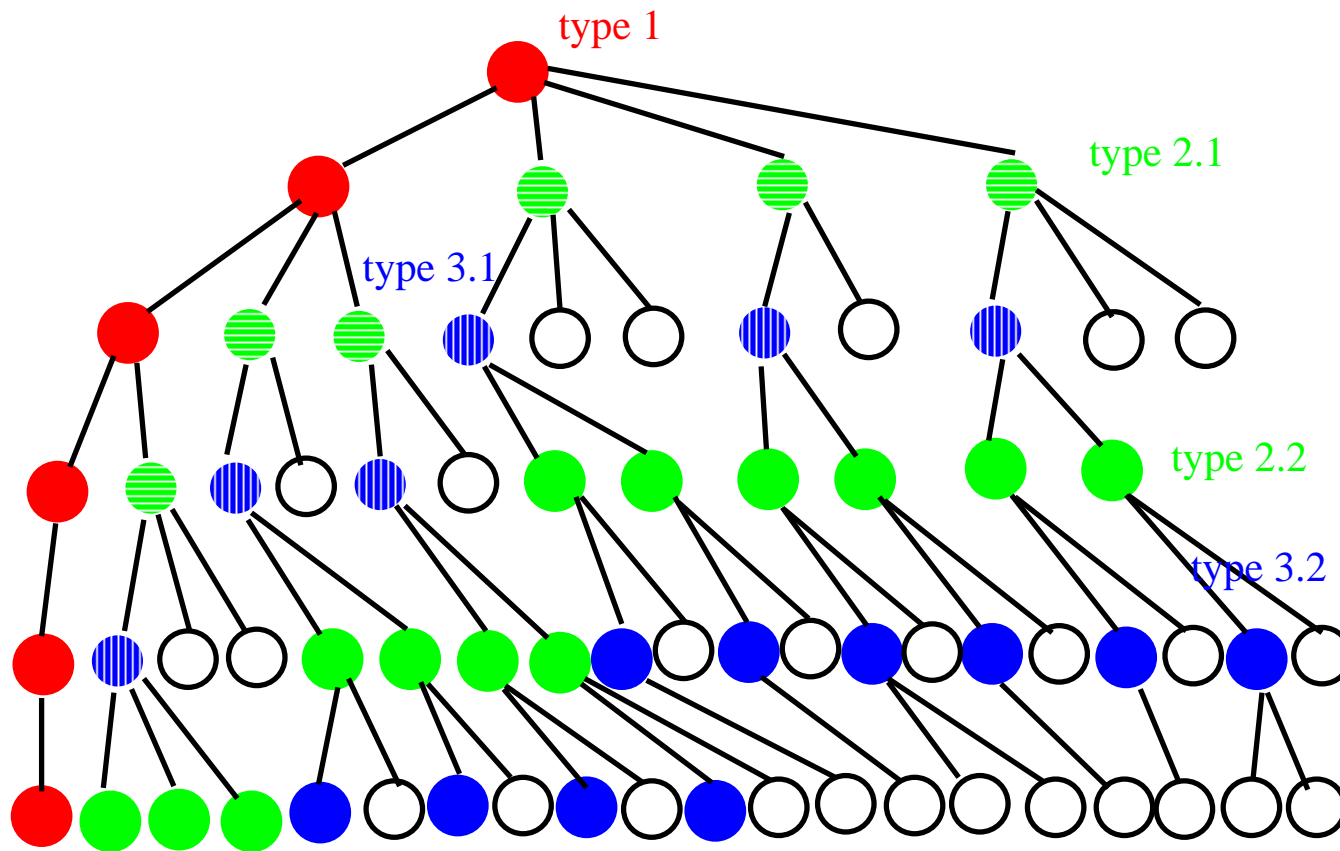


# Type 3.2 nodes

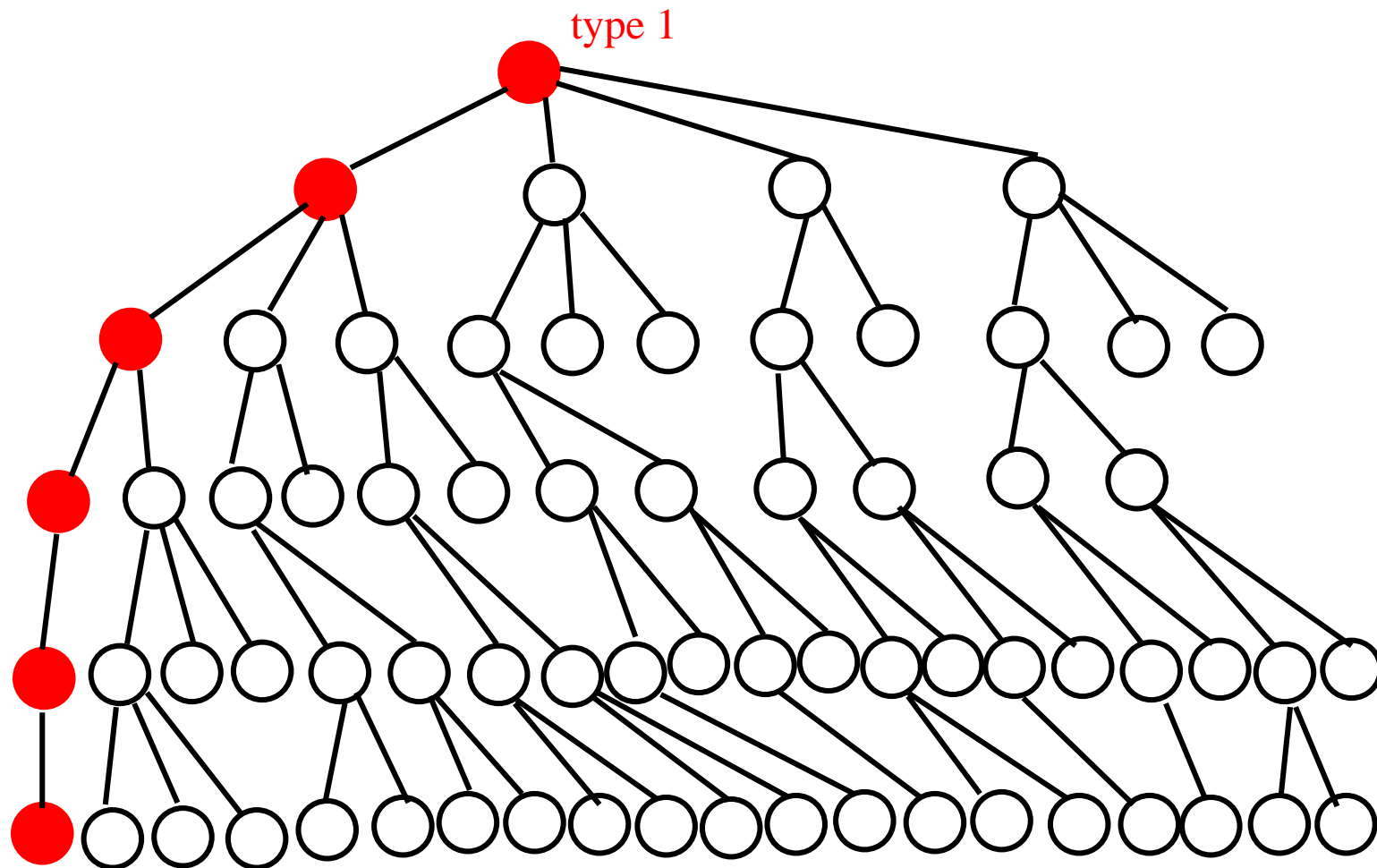
- **Classification of critical positions**  $a_1.a_2.\dots.a_j.\dots.a_\ell$  where  $j$  is the least index such that  $a_j \neq 1$  and  $\ell$  is the last index.
- **type 3:  $\ell - j$  is odd;**
  - **type 3.2:  $\ell - j > 1$ .**
    - ▷ *It is of the form  $1.1.\dots.1.a_j.1.a_{j+2}.1.\dots.1.a_{\ell-1}.1$*
    - ▷ *The leftmost child of a type 2.2 node.*



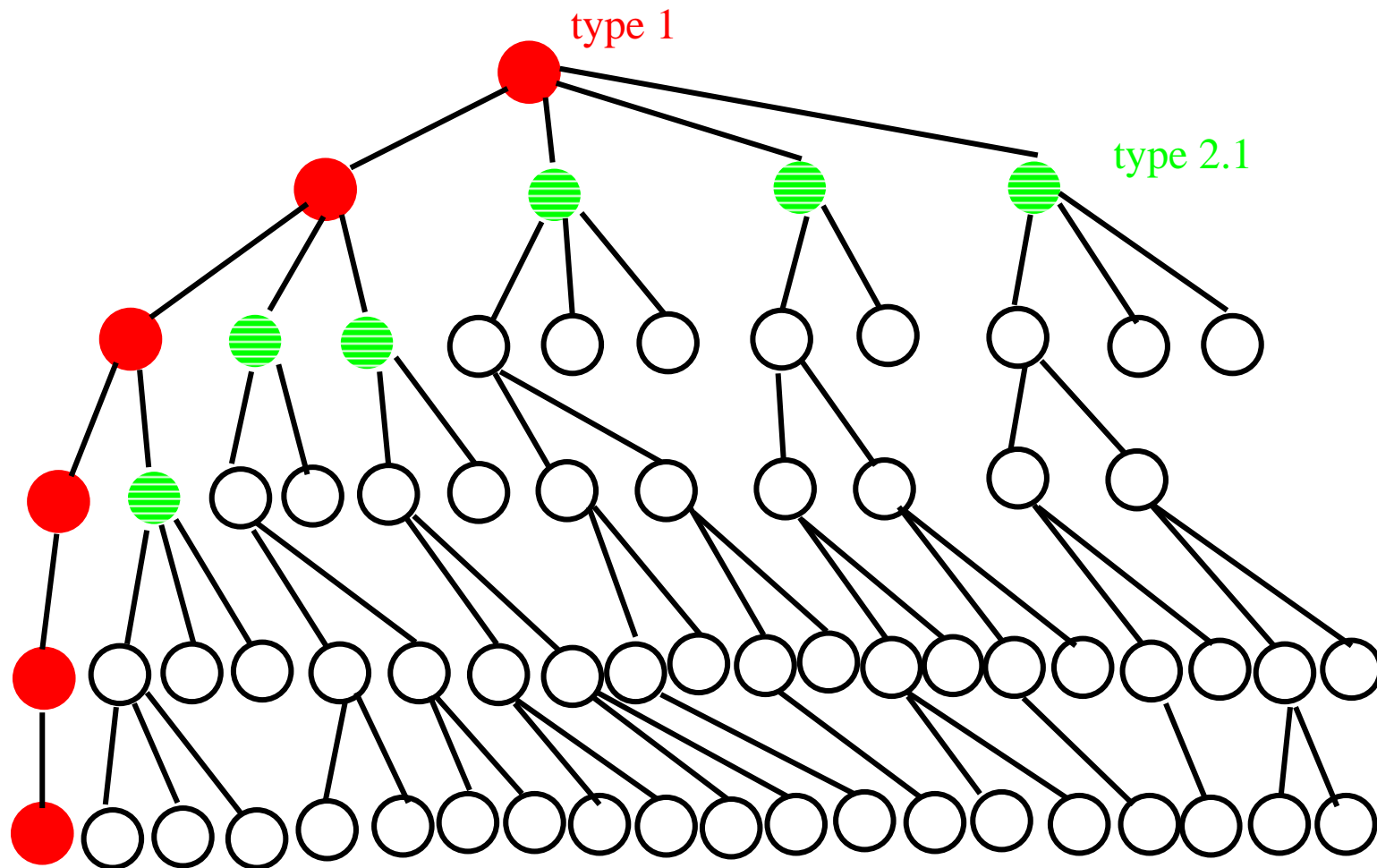
# Illustration: Type 3.2 nodes



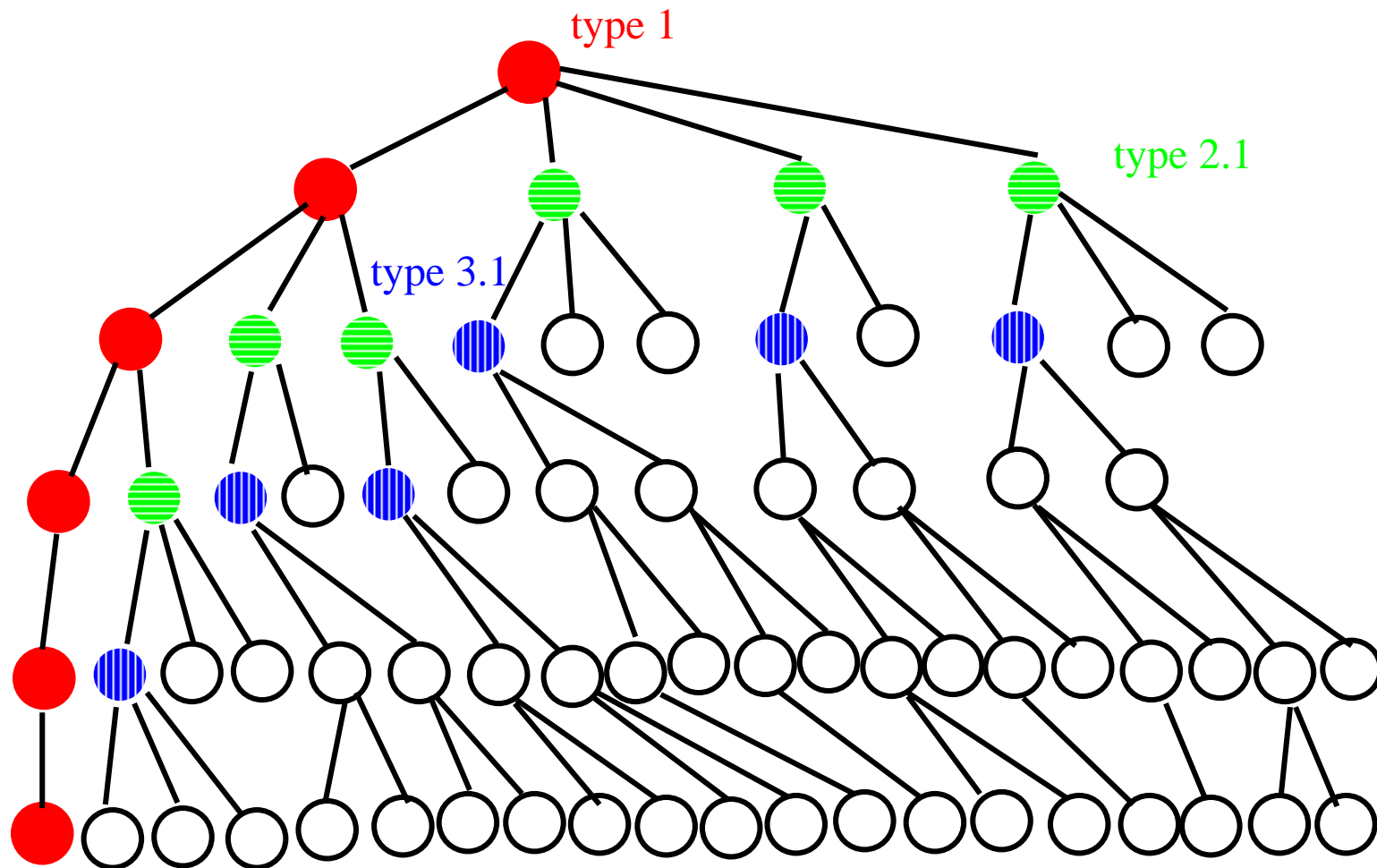
# Illustration of all nodes



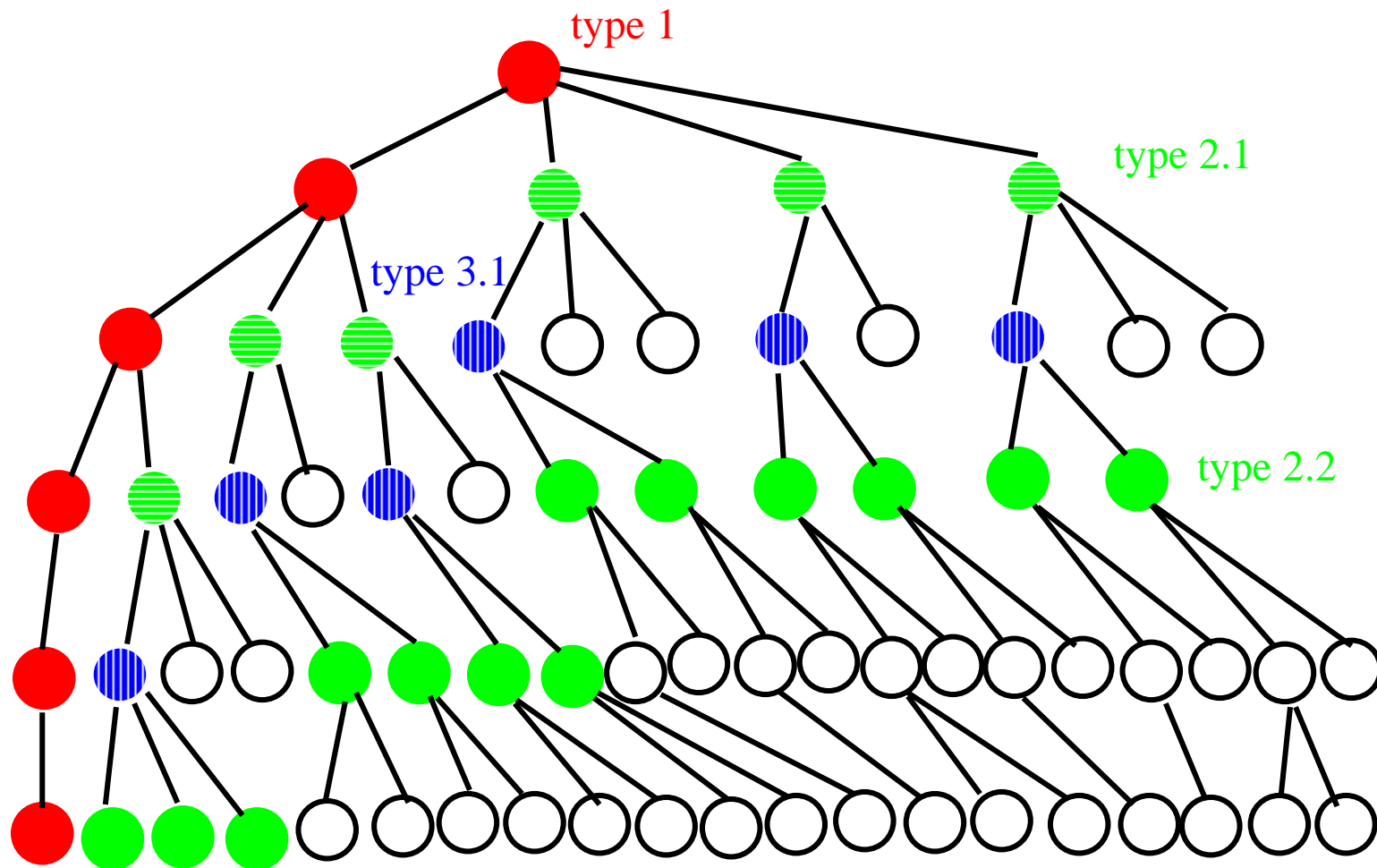
# Illustration of all nodes



# Illustration of all nodes

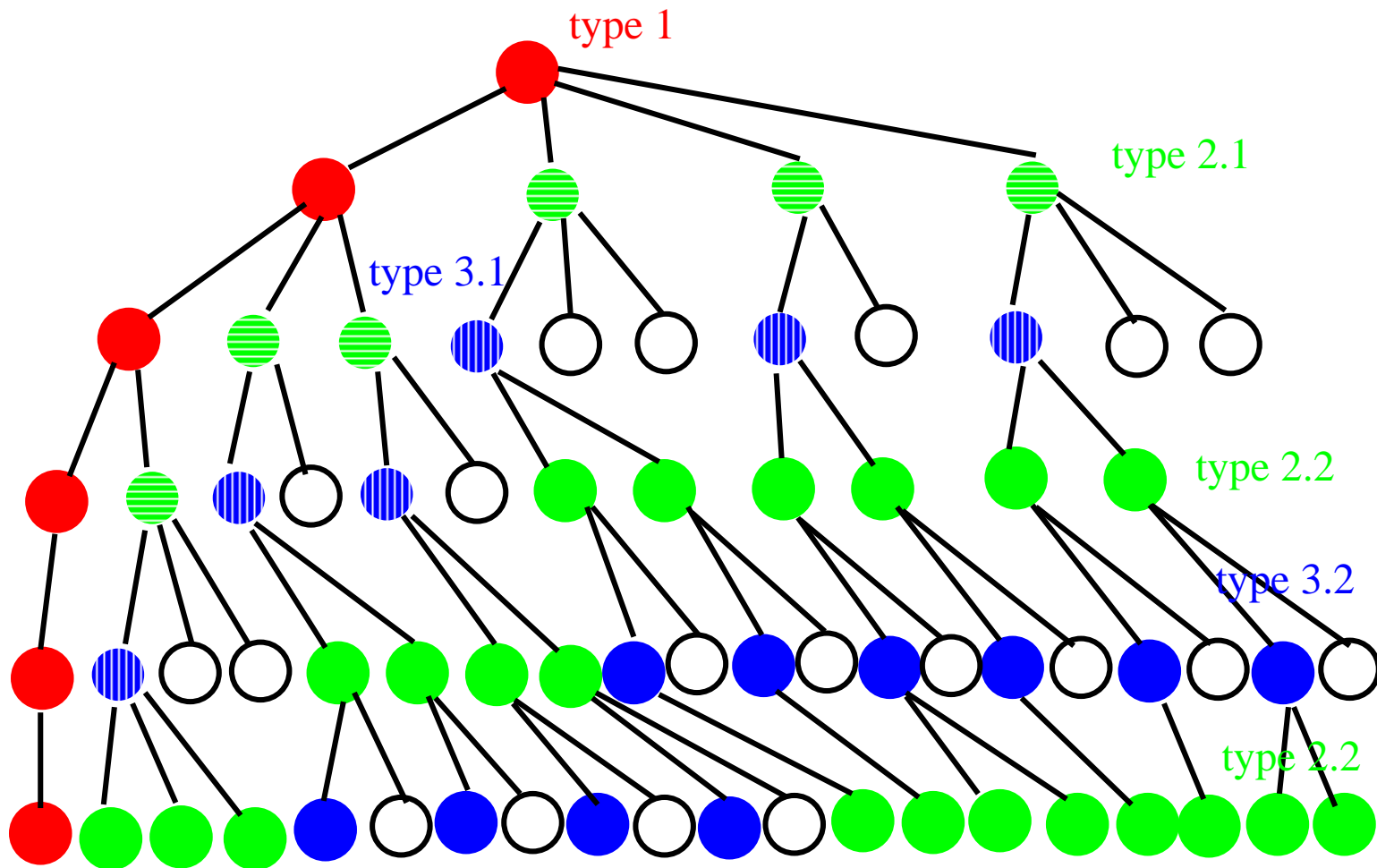


# Illustration of all nodes

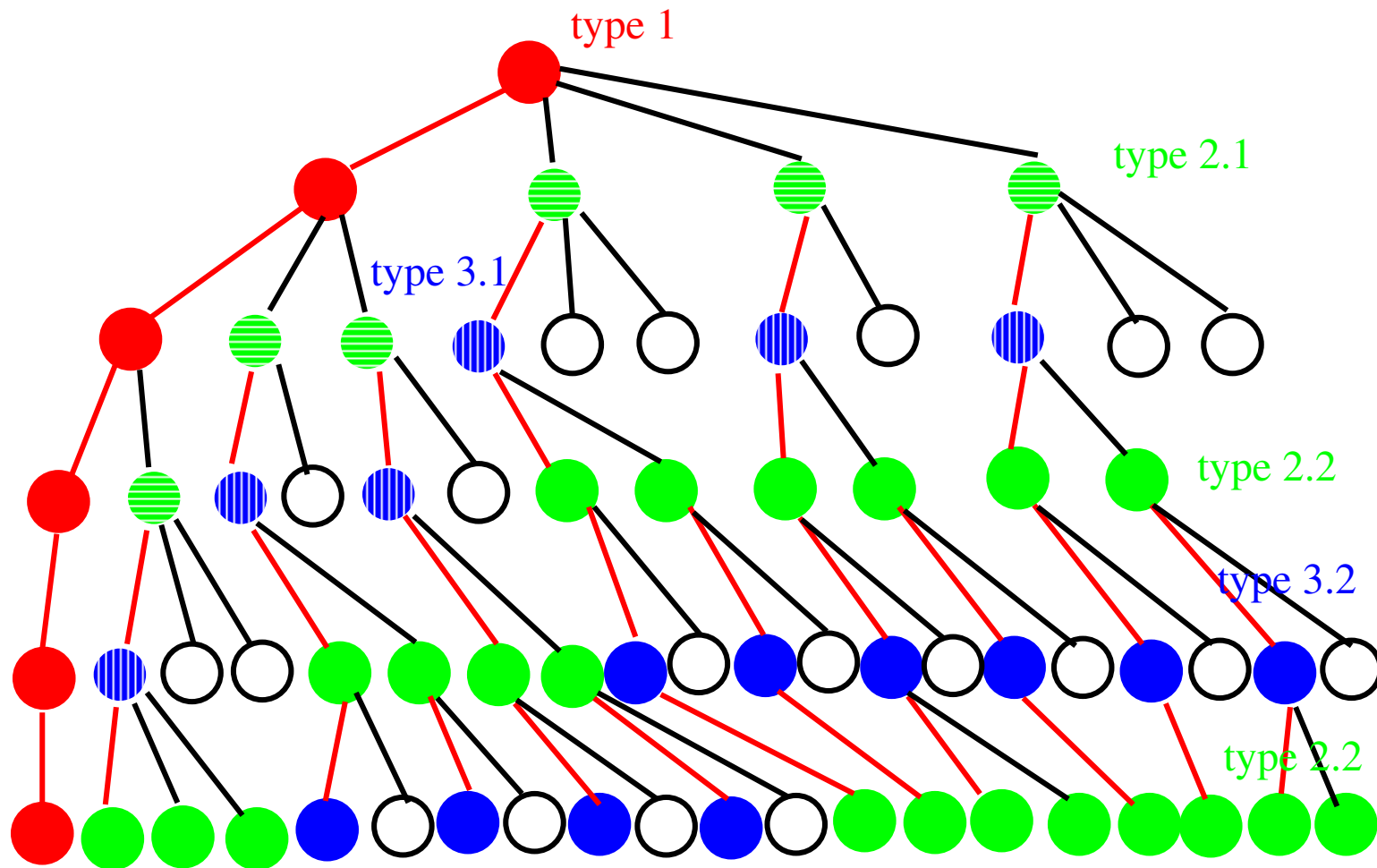




# Illustration of all nodes



# Illustration of all nodes





# Theorem 1: Proof sketch

## ■ Properties (invariants)

- **A type 1 position  $p$  is examined by calling  $F1(p, -\infty, \infty, depth)$** 
  - ▷  *$p$ 's first successor  $p_1$  is of type 1*
  - ▷  *$F(p) = -F(p_1) \neq \pm\infty$*
  - ▷  *$p$ 's other successors  $p_2, \dots, p_b$  are of type 2*
  - ▷  *$p_i, i > 1$ , are examined by calling  $F1(p_i, -\infty, F(p_1), depth)$*
- **A type 2 position  $p$  is examined by calling  $F1(p, -\infty, beta, depth)$  where  $-\infty < beta \leq F(p)$** 
  - ▷  *$p$ 's first successor  $p_1$  is of type 3*
  - ▷  *$F(p) = -F(p_1)$*
  - ▷  *$p$ 's other successors  $p_2, \dots, p_b$  are not examined*
- **A type 3 position  $p$  is examined by calling  $F1(p, alpha, \infty, depth)$  where  $\infty > alpha \geq F(p)$** 
  - ▷  *$p$ 's successors  $p_1, \dots, p_b$  are of type 2*
  - ▷ *they are examined by calling  $F1(p_1, -\infty, -alpha, depth)$ ,  $F1(p_2, -\infty, -\max\{m_1, alpha\}, depth), \dots$ ,  $F1(p_i, -\infty, -\max\{m_{i-1}, alpha\}, depth)$  where  $m_i = F1(p_i, -\infty, -\max\{m_{i-1}, alpha\}, depth)$*

## ■ Using an inductive argument to prove.

# Properties of Theorem 1

- To cut off a subtree rooted at a node  $u$  entirely using alpha-beta based algorithms, at the very least, we need to know the values of
  - one of  $u$ 's elder sibling, and
  - one of  $v$ ' elder sibling where  $v$  is the parent of  $u$ .
- To know the value of a node rooted at a subtree, the subtree's left-most branch must be examined at the very least.
- Branches of a vertex that are examined
  - leftmost branch only
    - ▷ *type 2.1 to type 3.1*
    - ▷ *type 2.2 to type 3.2*
  - all branches
    - ▷ *type 1*
    - ▷ *type 3.1*
    - ▷ *type 3.2*

# Analysis: best case

- **Corollary 1: Assume each position has exactly  $b$  successors**
  - The number of positions examined by the alpha-beta procedure on level  $i$  is exactly

$$b^{\lceil i/2 \rceil} + b^{\lfloor i/2 \rfloor} - 1.$$

- **Proof:**

- There are  $b^{\lfloor i/2 \rfloor}$  sequences of the form  $a_1 \cdots a_i$  with  $1 \leq a_i \leq b$  for all  $i$  such that  $a_i = 1$  for all odd values of  $i$ .
- There are  $b^{\lceil i/2 \rceil}$  sequences of the form  $a_1 \cdots a_i$  with  $1 \leq a_i \leq b$  for all  $i$  such that  $a_i = 1$  for all even values of  $i$ .
- We subtract 1 for the sequence  $1.1 \cdots 1.1$  which are counted twice.

- **Total number of nodes visited is**

$$\sum_{i=0}^{\ell} b^{\lceil i/2 \rceil} + b^{\lfloor i/2 \rfloor} - 1.$$

# Analysis: average case

- **Assumptions:** Let a random game tree be generated in such a way that each position on level  $j$  has
  - a probability  $q_j$  of being nonterminal and
  - an average of  $b_j$  successors.
- **Properties of the above random game tree**
  - Expected number of positions on level  $\ell$  is  $b_0 \times b_1 \times \dots \times b_{\ell-1}$
  - Expected number of positions on level  $\ell$  examined by an alpha-beta procedure assumed the random game tree is perfectly ordered is

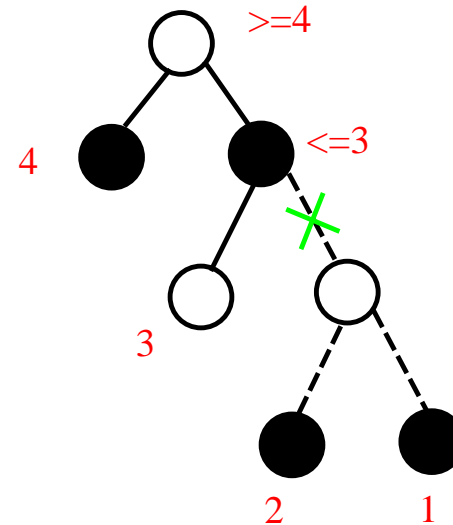
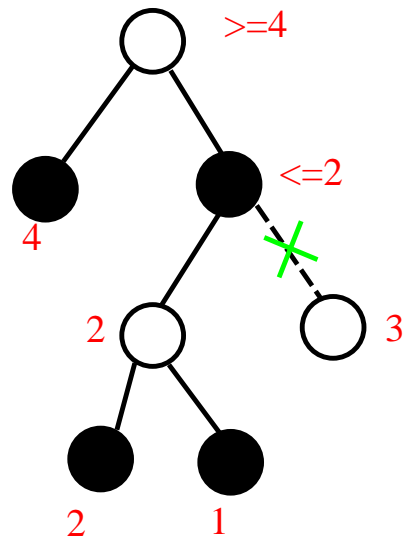
$$b_0 q_1 b_2 q_3 \dots b_{\ell-2} q_{\ell-1} + q_0 b_1 q_2 b_3 \dots q_{\ell-2} b_{\ell-1} - q_0 q_1 \dots q_{\ell-1} \text{ if } \ell \text{ is even;}$$

$$b_0 q_1 b_2 q_3 \dots q_{\ell-2} b_{\ell-1} + q_0 b_1 q_2 b_3 \dots b_{\ell-2} q_{\ell-1} - q_0 q_1 \dots q_{\ell-1} \text{ if } \ell \text{ is odd}$$

- **Proof sketch:**
  - If  $x$  is the expected number of positions of a certain type on level  $j$ , then  $x \times b_j$  is the expected number of successors of these positions, and  $x \times q_j$  is the expected number of “numbered 1” successors.
  - The above numbers equal to those of Corollary 1 when  $q_j = 1$  and  $b_j = b$  for  $0 \leq j < \ell$ .

# Perfect ordering is not always the best

- Intuitively, we may “think” alpha-beta pruning would be most effective when a game tree is perfectly ordered.
  - That is, when the first successor of every position is the best possible move.
  - **This is not always the case!**



- Truly optimum order of game trees traversal is not obvious.

# When is a branch pruned?

- Assume a node  $r$  has two children  $u$  and  $v$  with  $u$  being visited before  $v$  using some move ordering.
  - Further assume  $u$  produced a new bound  $bound$ .
- Assume node  $v$  has a child  $w$ .
  - If the value  $new$  returned from  $w$  can cause a range conflict with  $bound$ , then branches of  $v$  later than  $w$  are cut.
- This means as long as the “**relative**” ordering of  $u$  and  $v$  is good enough, then we can have a cut-off.
  - There is no need to have a perfect ordering to enable cut-off to happen.

# Theorem 2

- **Theorem 2: Alpha-beta pruning is optimum in the following sense:**
  - Given any game tree and any algorithm which computes the value of the root position, there is a way to permute the tree
    - ▷ *by reordering successor positions if necessary;*
  - so that every terminal position examined by the alpha-beta method under this permutation is examined by the given algorithm.
  - Furthermore if the value of the root is not  $\infty$  or  $-\infty$ , the alpha-beta procedure examines precisely the positions which are critical under this permutation.

# Variations of alpha-beta search

- Initially, to search a tree with the root  $r$  by calling  $F1(r, -\infty, +\infty, depth)$ .
  - What does it mean to search a tree with the root  $r$  by calling  $F1(r, alpha, beta, depth)$ ?
    - ▷ To search the tree rooted at  $r$  requiring that the returned value to be within  $alpha$  and  $beta$ .
- In an alpha-beta search with a pre-assigned window  $[alpha, beta]$ :
  - **Failed-high** means it returns a value that is larger than or equal to its upper bound  $beta$ .
  - **Failed-low** means it returns a value that is smaller than or equal to its lower bound  $alpha$ .
- Variations:
  - **Brute force Nega-Max** version:  $F$ 
    - ▷ Always finds the correct answer according to the Nega-Max formula.
  - **Original alpha-beta cut (Nega-Max)** version:  $F1$
  - **Fail hard alpha-beta cut (Nega-Max)** version:  $F2$
  - **Fail soft alpha-beta cut (Nega-Max)** version:  $F3$



# Original version

- Requiring  $alpha \leq beta$
- Algorithm  $F1(\text{position } p, \text{value } alpha, \text{value } beta, \text{integer } depth)$ 
  - determine the successor positions  $p_1, \dots, p_b$
  - if  $b = 0$  // a terminal node  
or  $depth = 0$  // remaining depth to search  
or time is running up // from timing control  
or some other constraints are met // add knowledge here
  - then return  $h(p)$  else
  - begin
    - ▷  $m := alpha$  // hard initial value
    - ▷ for  $i := 1$  to  $b$  do
    - ▷ begin
    - ▷  $t := -F1(p_i, -beta, -m, depth - 1)$
    - ▷ if  $t > m$  then  $m := t$  // the returned value is “used”
    - ▷ if  $m \geq beta$  then return( $beta$ ) // cut off and return the hard bound
    - ▷ end
  - end
  - return  $m$  // if nothing is over alpha, then alpha is returned

# Properties and comments

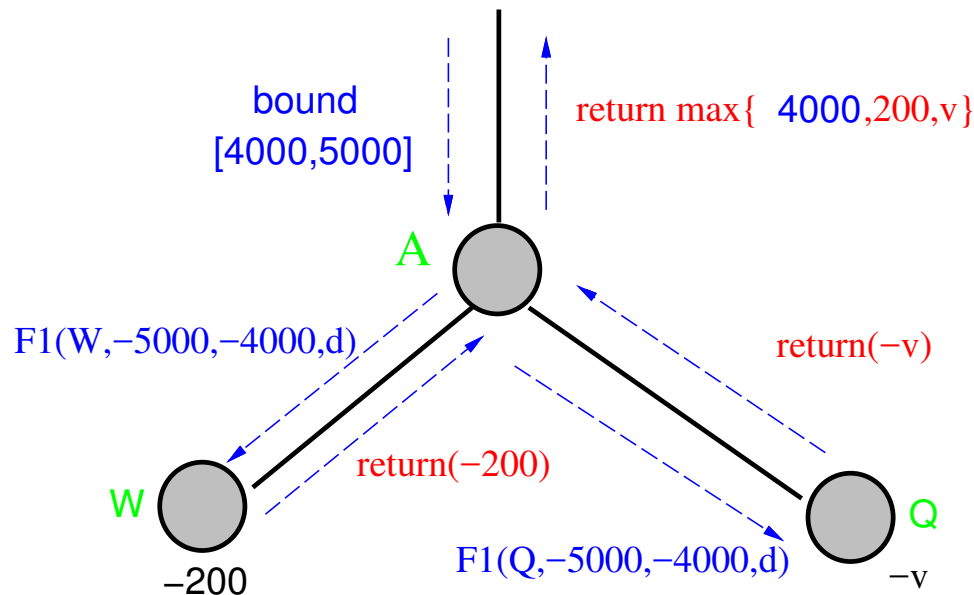
## ■ Properties:

- **Assumptions: (1)  $\alpha < \beta$  and (2)  $p$  is not a leaf.**
- $F1(p, \alpha, \beta, \text{depth}) = \alpha$  **if**  $F(p) \leq \alpha$
- $F1(p, \alpha, \beta, \text{depth}) = F(p)$  **if**  $\alpha < F(p) < \beta$
- $F1(p, \alpha, \beta, \text{depth}) = \beta$  **if**  $F(p) \geq \beta$
- $F1(p, -\infty, +\infty, \text{depth}) = F(p)$

## ■ Comments:

- $F1(p, \alpha, \beta, \text{depth})$ : **find the best possible value according to a nega-max formula for the position  $p$  with the constraints that**
  - ▷ *If  $F(p) \leq \alpha$ , then  $F1(p, \alpha, \beta, \text{depth})$  returns with the value  $\alpha$  from a terminal position whose value is  $\leq \alpha$ .*
  - ▷ *If  $F(p) \geq \beta$ , then  $F1(p, \alpha, \beta, \text{depth})$  returns the value  $\beta$  from a terminal position whose value is  $\geq \beta$ .*
- **The meanings of  $\alpha$  and  $\beta$  during searching:**
  - ▷ *For a max node: the current best value is at least  $\alpha$ .*
  - ▷ *For a min node: the current best value is at most  $\beta$ .*
- $F1$  **always finds a value that is within  $\alpha$  and  $\beta$ .**
  - ▷ *The bounds are **hard**, i.e., cannot be violated.*

# Original version: Example



- As long as the value of the leaf node  $W$  is less than the current *alpha* value, the returned value of  $A$  will be *alpha*.
- If the value of the leaf node  $W$  is greater than the current *beta* value, the returned value of  $A$  will be *beta*.

# Alpha-beta pruning algorithm: Fail hard

- **Algorithm  $F2'$ (position  $p$ , value  $alpha$ , value  $beta$ ) // max node**
  - determine the successor positions  $p_1, \dots, p_b$
  - if  $b = 0$ , then return  $f(p)$  else begin
    - ▷  $m := alpha$
    - ▷ for  $i := 1$  to  $b$  do
      - ▷  $t := G2'(p_i, m, beta)$
      - ▷ if  $t > m$  then  $m := t$
      - ▷ if  $m \geq beta$  then **return( $m$ ) // beta cut off, return  $m$**
  - end; return  $m$
- **Algorithm  $G2'$ (position  $p$ , value  $alpha$ , value  $beta$ ) // min node**
  - determine the successor positions  $p_1, \dots, p_b$
  - if  $b = 0$ , then return  $f(p)$  else begin
    - ▷  $m := beta$
    - ▷ for  $i := 1$  to  $b$  do
      - ▷  $t := F2'(p_i, alpha, m)$
      - ▷ if  $t < m$  then  $m := t$
      - ▷ if  $m \leq alpha$  then **return( $m$ ) // alpha cut off, return  $m$**
  - end; return  $m$

# Alpha-beta pruning algorithm: Fail hard

- Algorithm  $F2(\text{position } p, \text{value } \alpha, \text{value } \beta, \text{integer } \text{depth})$ 
  - determine the successor positions  $p_1, \dots, p_b$
  - if  $b = 0$  // a terminal node  
or  $\text{depth} = 0$  // remaining depth to search  
or time is running up // from timing control  
or some other constraints are met // add knowledge here
  - then return  $h(p)$  else
  - begin
    - ▷  $m := \alpha$
    - ▷ for  $i := 1$  to  $b$  do
    - ▷ begin
    - ▷  $t := -F2(p_i, -\beta, -m, \text{depth} - 1)$
    - ▷ if  $t > m$  then  $m := t$
    - ▷ if  $m \geq \beta$  then return( $m$ ) // cut off, return  $m$  that is  $\geq \beta$
    - ▷ end
  - end
  - return  $m$

# Properties and comments

## ■ Properties:

- **Assumptions: (1)  $\alpha < \beta$  and (2)  $p$  is not a leaf.**
- $F2(p, \alpha, \beta) = \alpha$  **if**  $F(p) \leq \alpha$
- $F2(p, \alpha, \beta) = F(p)$  **if**  $\alpha < F(p) < \beta$
- $F2(p, \alpha, \beta) \geq \beta$  **and**  $F(p) \geq F2(p, \alpha, \beta)$  **if**  $F(p) \geq \beta$
- $F2(p, -\infty, +\infty) = F(p)$

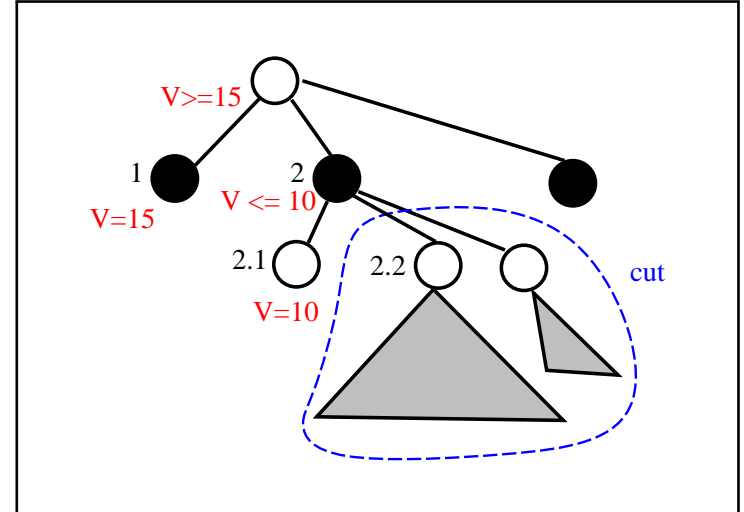
## ■ Comments:

- $F2(p, \alpha, \beta)$ : **find the best possible value according to a nega-max formula for the position  $p$  with the constraints that**
  - ▷ *If  $F(p) \leq \alpha$ , then  $F2(p, \alpha, \beta)$  returns with the value  $\alpha$  from a terminal position whose value is  $\leq \alpha$ .*
  - ▷ *If  $F(p) \geq \beta$ , then  $F2(p, \alpha, \beta)$  returns a value  $\geq \beta$  from a terminal position whose value is  $\geq \beta$ .*
- **An intermediate version.**
  - ▷ *The lower bound is **hard**, cannot be violated.*
  - ▷ ***Easier to find the branch where the returned value is coming from.***
  - ▷ *Always return something better than expected, but never something worse!!*
- **For historical reason [Fishburn 1983][Knuth & Moore 1975], this is called fail hard.**

# Example

Initial call:  $F2'(\text{root}, -\infty, \infty)$

- $m = -\infty$
- **call  $G2'(\text{node 1}, -\infty, \infty)$** 
  - ▷ *it is a terminal node*
  - ▷ *return value 15*
- $t = 15$ ;
  - ▷ *since  $t > m$ ,  $m$  is now 15*
- **call  $G2'(\text{node 2}, 15, \infty)$** 
  - ▷ *call  $F2'(\text{node 2.1}, 15, \infty)$*
  - ▷ *it is a terminal node; return 10*
  - ▷  $t = 10$ ; *since  $t < \infty$ ,  $m$  is now 10*
  - ▷ *alpha is 15,  $m$  is 10, so we have an alpha cut off,*
  - ▷ *no need to call  $F2'(\text{node 2.2}, 15, 10)$*
  - ▷ **return 10**
  - ▷ ...



# Fail soft version

- Algorithm  $F3(\text{position } p, \text{value } \alpha, \text{value } \beta, \text{integer } \text{depth})$ 
  - determine the successor positions  $p_1, \dots, p_b$
  - if  $b = 0$  // a terminal node  
or  $\text{depth} = 0$  // remaining depth to search  
or time is running up // from timing control  
or some other constraints are met // add knowledge here
  - then return  $h(p)$  else
  - begin
    - ▷  $m := -\infty$  // soft initial value
    - ▷ for  $i := 1$  to  $b$  do
    - ▷ begin
    - ▷  $t := -F3(p_i, -\beta, -\max\{m, \alpha\}, \text{depth} - 1)$
    - ▷ if  $t > m$  then  $m := t$  // the returned value is “used”
    - ▷ if  $m \geq \beta$  then return( $m$ ) // cut off
    - ▷ end
  - end
  - return  $m$



# Properties and comments

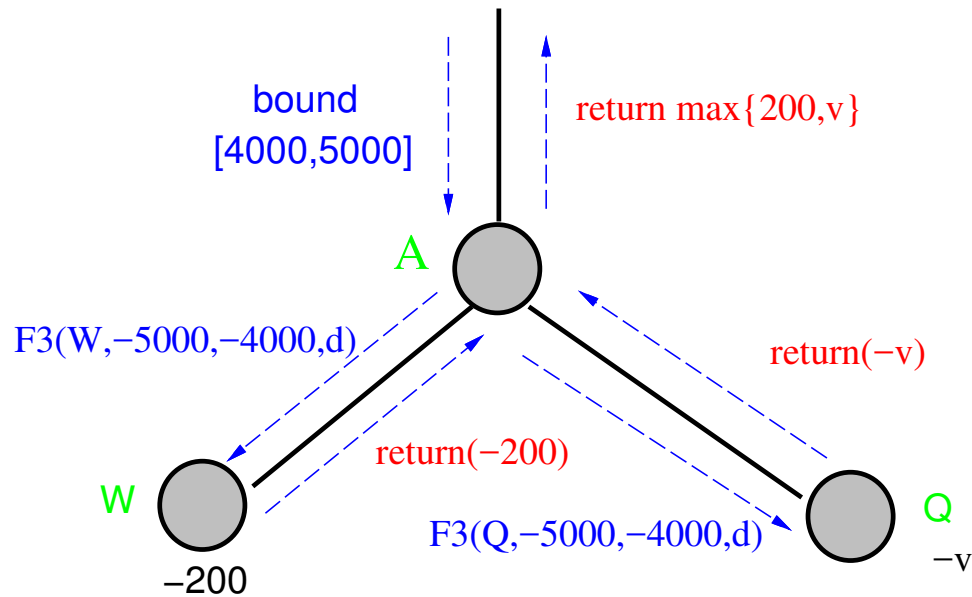
## ■ Properties:

- **Assumptions (1)  $\alpha < \beta$  and (2)  $p$  is not a leaf**
- $F3(p, \alpha, \beta, \text{depth}) \leq \alpha$  **and**  $F(p) \leq F3(p, \alpha, \beta, \text{depth})$  **if**  $F(p) \leq \alpha$
- $F3(p, \alpha, \beta, \text{depth}) = F(p)$  **if**  $\alpha < F(p) < \beta$
- $F3(p, \alpha, \beta, \text{depth}) \geq \beta$  **and**  $F(p) \geq F3(p, \alpha, \beta, \text{depth})$  **if**  $F(p) \geq \beta$
- $F3(p, -\infty, +\infty, \text{depth}) = F(p)$

## ■ $F3$ finds a “**better**” value when the value is out of the search window.

- **Better means a tighter bound.**
  - ▷ *The bounds are soft, i.e., can be violated.*
- **When it is failed-high,  $F3$  normally returns a value that is higher than that of  $F1$  or  $F2$ .**
  - ▷ *Never higher than that of  $F$ !*
- **When it is failed-low,  $F3$  normally returns a value that is lower than that of  $F1$  or  $F2$ .**
  - ▷ *Never lower than that of  $F$ !*

# Fail soft version: Example

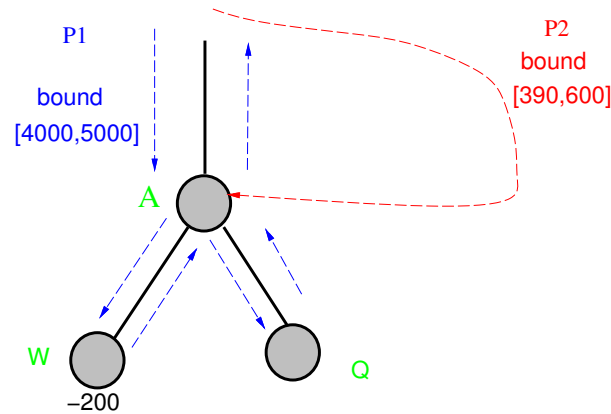


- Let the value of the leaf node  $W$  be  $u$ .
- If  $u < \alpha$ , then the returned value of  $A$  will be at least  $u$ .

# Comparisons between $F2$ and $F3$

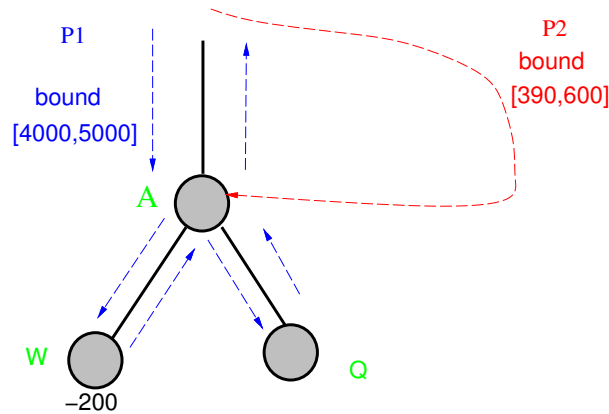
- Both versions find the corrected value  $v$  if  $v$  is within the window  $[alpha, beta]$ .
- **Both versions scan the same set of nodes during searching.**
  - ▷ *If the returned value of a subtree is decided by a cut, then  $F2$  and  $F3$  return the same value.*
- $F3$  provides more information when the true value is out of the pre-assigned search window.
  - Can provide a feeling on how bad or good the game tree is.
  - Use this “better” value to guide searching later on.
- $F3$  saves about 7% of time than that of  $F2$  when a **transposition table** is used to save and re-use searched results [Fishburn 1983].
  - A transposition table is a data structure to record the results of previous searched results.
  - The entries of a transposition table can be efficiently accessed, i.e., read and write, during searching.
  - Need an efficient addressing scheme, e.g., hash, to translate between a position and its address.

# $F_2$ and $F_3$ : Example (1/2)



- Assume the node  $A$  can be reached from the starting position using path  $P_1$  and path  $P_2$ .
  - If  $W$  is visited first along  $P_1$  with a bound of  $[4000, 5000]$ , and returns a value of 200, then
    - ▷ *the returned value of  $W$ , 200, is stored into the transposition table.*
  - If  $A$  is visited again along  $P_2$  with a bound of  $[390, 600]$ , then a better value of previously stored value of  $W$  helps to decide whether the subtree rooted at  $W$  needs to be searched again.

# $F2$ and $F3$ : Example (2/2)



- Fail soft version has a chance to record a better value to be used later when this position is revisited.
  - If  $A$  is visited again along  $P_2$  with a bound of  $[390, 600]$ , then
    - ▷ *it does not need to be searched again, since the previous stored value of  $W$  is  $-200$ .*
    - However, if the value of  $W$  is 450, then it needs to be searched again.
- Fail hard version does not store the returned value of  $W$  after its first visit since this value is less than *alpha*.

# Comments

- For historical reason, comparisons are made between  $F2$  and  $F3$ , while we should compare  $F1$  and  $F3$ .
  - To me,  $F1$  fails really hard.  $F2$  is only an intermediate version!
- What move ordering is good?
  - It may not be good to search the best possible move first.
  - It may be better to cut off a branch with more nodes first.
- How about the case when the tree is not uniform?
- What is the effect of using iterative-deepening alpha-beta cut off?
- How about the case for searching a game graph instead of a game tree?
  - Can some nodes be visited more than once?

# References and further readings

- \* D. E. Knuth and R. W. Moore. An analysis of alpha-beta pruning. *Artificial Intelligence*, 6:293–326, 1975.
- \* John P. Fishburn. Another optimization of alpha-beta search. *SIGART Bull.*, (84):37–38, 1983.
- J. Pearl. The solution for the branching factor of the alpha-beta pruning algorithm and its optimality. *Communications of ACM*, 25(8):559–564, 1982.